

Surveying and Levelling

Question No. 01

To avoid large centering error with very short legs, observations are generally made

- (A) To chain pins
- (B) By using optical system for centering the theodolite
- (C) To a target fixed on theodolite tripod on which theodolite may be fitted easily
- (D) All the above

Answer: Option C

Question No. 02

Different grades are joined together by a

- (A) Compound curve
- (B) Transition curve
- (C) Reverse curve
- (D) Vertical curve

Answer: Option D

Question No. 03

Which of the following methods of theodolite traversing is suitable for locating the details which are far away from transit stations?

- (A) Measuring angle and distance from one transit station
- (B) Measuring angles to the point from at least two stations
- (C) Measuring angle at one station and distance from other
- (D) Measuring distance from two points on traverse line

Answer: Option B

Question No. 04

The line of collimation method of reduction of levels, does not provide a check on

- (A) Intermediate sights
- (B) Fore sights
- (C) Back sights
- (D) Reduced levels

Answer: Option A

Question No. 05

Which of the following methods of contouring is most suitable for a hilly terrain?

- (A) Direct method
- (B) Square method
- (C) Cross-sections method
- (D) Tachometric method

Answer: Option D

Question No. 06

The chord of a curve less than peg interval, is known as

- (A) Small chord
- (B) Sub-chord
- (C) Normal chord
- (D) Short chord

Answer: Option B

Question No. 07

The size of a plane table is

- (A) 750 mm × 900 mm
- (B) 600 mm × 750 mm
- (C) 450 mm × 600 mm
- (D) 300 mm × 450 mm

Answer: Option B

Question No. 08

If the reduced bearing of a line AB is N60°W and length is 100 m, then the latitude and departure respectively of the line AB will be

- (A) +50 m, +86.6 m
- (B) +86.6 m, -50 m
- (C) +50 m, -86.6 m
- (D) +70.7 m, -50 m

Answer: Option B

Question No. 09

A lemniscate curve between the tangents will be transitional throughout if the polar deflection angle of its apex, is

- (A) $\Delta/2$
- (B) $\Delta/3$
- (C) $\Delta/4$
- (D) $\Delta/6$

Answer: Option D

Question No. 10

Contour interval is

- (A) Inversely proportional to the scale of the map
- (B) Directly proportional to the flatness of ground
- (C) Larger for accurate works
- (D) Larger if the time available is more

Answer: Option A

Question No. 11

The smaller horizontal angle between the true meridian and a survey line, is known

- (A) Declination

- (B) Bearing
- (C) Azimuth
- (D) Dip

Answer: Option C

Question No. 12

Contour interval is

- (A) The vertical distance between two consecutive contours
- (B) The horizontal distance between two consecutive contours
- (C) The vertical distance between two points on same contour
- (D) The horizontal distance between two points on same contour

Answer: Option A

Question No. 13

Check lines (or proof lines) in Chain Surveying, are essentially required

- (A) To plot the chain lines
- (B) To plot the offsets
- (C) To indicate the accuracy of the survey work
- (D) To increase the out-turn

Answer: Option C

Question No. 14

After fixing the plane table to the tripod, the main operations which are needed at each plane table station are

- (i) Levelling**
- (ii) Orientation**
- (iii) Centering**

The correct sequence of these operations is

- (A) (i), (ii), (iii)
- (B) (i), (iii), (ii)
- (C) (iii), (i), (ii)
- (D) (ii), (iii), (i)

Answer: Option B

Question No. 15

There are two stations A and B. Which of the following statements is correct?

- (A) The fore bearing of AB is AB
- (B) The back bearing of AB is BA
- (C) The fore and back bearings of AB differ by 180°
- (D) All the above

Answer: Option D

Question No. 16

The Random errors tend to accumulate proportionally to

- (A) Numbers of operations involved

- (B) Reciprocal of operations involved
- (C) Square root of the number of operation involved
- (D) Cube root of the number of operation involved

Answer: Option C

Question No. 17

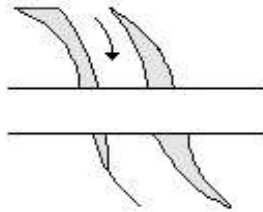
In direct method of contouring, the process of locating or identifying points lying on a contour is called

- (A) Ranging
- (B) Centring
- (C) Horizontal control
- (D) Vertical control

Answer: Option D

Question No. 18

The conventional sign shown in below figure represents a



- (A) Road bridge
- (B) Railway bridge
- (C) Canal bridge
- (D) Aquaduct

Answer: Option A

Question No. 19

Pick up the incorrect statement from the following:

- (A) While measuring a distance with a tape of length 100.005 m, the distance to be increasing by 0.005 m for each tape length
- (B) An increase in temperature causes a tape to increase in length and the measured distance is too large
- (C) The straight distance between end points of a suspended tape is reduced by an amount called the sag correction
- (D) A 100 m tape of cross section 10 mm × 0.25 mm stretches about 10 mm under 5 kg pull

Answer: Option B

Question No. 20

For the construction of highway (or railway)

- (A) Longitudinal sections are required
- (B) Cross sections are required
- (C) Both longitudinal and cross sections are required
- (D) None of these

Answer: Option C

Question No. 21

Detailed plotting is generally done by

- (A) Radiation
- (B) Traversing
- (C) Resection
- (D) All of the above

Answer: Option A

Question No. 22

If the smallest division of a vernier is longer than the smallest division of its primary scale, the vernier is known as

- (A) Direct vernier
- (B) Double vernier
- (C) Retrograde vernier
- (D) Simple vernier

Answer: Option C

Question No. 23

The method of reversal

- (A) Is usually directed to examine whether a certain part is truly parallel or perpendicular to another
- (B) Makes the erroneous relationship between parts evident
- (C) Both (a) and (b)
- (D) Neither (a) nor (b)

Answer: Option C

Question No. 24

The line normal to the plumb line is known as

- (A) Horizontal line
- (B) Level line
- (C) Datum line
- (D) Vertical line

Answer: Option B

Question No. 25

In levelling operation

- (A) When the instrument is being shifted, the staff must not be moved
- (B) When the staff is being carried forward, the instrument must remain stationary
- (C) Both (a) and (b)
- (D) Neither (a) nor (b)

Answer: Option C

Question No. 26

The two point problem and three point problem are methods of

- (A) Resection
- (B) Orientation
- (C) Traversing
- (D) Resection and orientation

Answer: Option D

Question No. 27

Ramsden eye-piece consists of

- (A) Two convex lenses short distance apart
- (B) Two concave lenses short distance apart
- (C) One convex lens and one concave lens short distance apart
- (D) Two Plano-convex lenses short distance apart, with the convex surfaces facing each other

Answer: Option D

Question No. 28

The line of sight is kept as high above ground surface as possible to minimise the error in the observed angles due to

- (A) Shimmering
- (B) Horizontal refraction
- (C) Vertical refraction
- (D) Both shimmering and horizontal refraction

Answer: Option D

Question No. 29

If ' i ' is the stadia distance, ' f ' is the focal length and ' d ' is the distance between the objective and vertical axis of the theodolite, the multiplying constant, is

- (A) f/i
- (B) i/f
- (C) $(f + d)$
- (D) f/d

Answer: Option A

Question No. 30

The desired sensitivity of a bubble tube with 2 mm divisions is 30". The radius of the bubble tube should be

- (A) 13.75 m
- (B) 3.44 m
- (C) 1375 m
- (D) None of these

Answer: Option A

Question No. 31

Subtense bar is an instrument used for

- (A) Levelling
- (B) Measurement of horizontal distances in plane areas
- (C) Measurement of horizontal distances in undulated areas
- (D) Measurement of angles

Answer: Option C

Question No. 32

Volume of the earth work may be calculated by

- (A) Mean areas
- (B) End areas
- (C) Trapezoidal
- (D) All the above

Answer: Option D

Question No. 33

Tacheometric formula for horizontal distances using horizontal sights can also suitable be employed for inclined sights through θ by multiplying

- (A) The constants by $\sin^2\theta$
- (B) The constants by $\cos^2\theta$
- (C) The constants by $\cos\theta$
- (D) The multiplying constant by $\cos^2\theta$ and additive constant by $\cos\theta$

Answer: Option D

Question No. 34

Pick up the correct statement from the following:

- (A) The directions of plumb lines suspended at different points in a survey are not strictly parallel
- (B) In surveys of small extent, the effect of curvature may be ignored and the level surface of the earth is assumed as horizontal
- (C) In surveys of large extent, the effect of curvature of the earth must be considered
- (D) All the above

Answer: Option D

Question No. 35

In levelling operation

- (A) If second reading is more than first, it represents a rise
- (B) If first reading is more than second, it represents a rise
- (C) If first reading is less than second, it represents a fall
- (D) Both (b) and (c)

Answer: Option D

Question No. 36

Over-turning of vehicles on a curve can be avoided by using

- (A) Compound curve
- (B) Vertical curve

- (C) Reverse curve
 - (D) Transition curve
- Answer: Option D

Question No. 37

Which of the following introduces an error of about 1 in 1000 if 20 m chain is used?

- (A) Length of chain 20 mm wrong
- (B) One end of the chain 0.9 m off the line
- (C) One end of chain 0.9 m higher than the other
- (D) All the above

Answer: Option D

Question No. 38

Chain surveying is well adopted for

- (A) Small areas in open ground
- (B) Small areas with crowded details
- (C) Large areas with simple details
- (D) Large areas with difficult details

Answer: Option A

Question No. 39

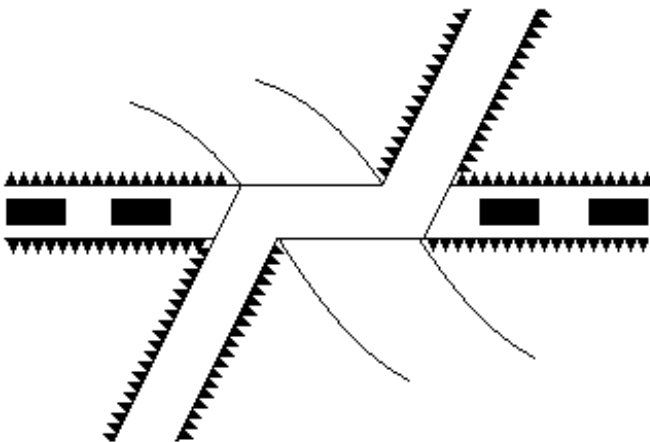
Two contour lines, having the same elevation

- (A) Cannot cross each other
- (B) Can cross each other
- (C) Cannot unite together
- (D) Can unite together

Answer: Option D

Question No. 40

The conventional sign shown in below figure represents a



- (A) Bridge carrying railway below road
- (B) Bridge carrying road below railway

- (C) Bridge carrying road and railway at the same level
- (D) A level crossing

Answer: Option A

Question No. 41

Which of the following statements is incorrect?

- (A) Error due to refraction may not be completely eliminated by reciprocal levelling
- (B) Tilting levels are commonly used for precision work
- (C) The last reading of levelling is always a foresight
- (D) All of the above statements are incorrect

Answer: Option D

Question No. 42

In levelling operation,

- (A) The first sight on any change point is a back sight
- (B) The second sight on any change point is a fore sight
- (C) The line commences with a fore sight and closes with a back sight
- (D) The line commences with a back sight and closes with a foresight

Answer: Option D

Question No. 43

The length of a traverse leg may be obtained by multiplying the latitude and

- (A) Secant of its reduced bearing
- (B) Sine of its reduced bearing
- (C) Cosine of its reduced bearing
- (D) Tangent of its reduced bearing

Answer: Option A

Question No. 44

While working on a plane table, the correct rule is:

- (A) Draw continuous lines from all instrument stations
- (B) Draw short rays sufficient to contain the points sought
- (C) Intersection should be obtained by actually drawing second rays
- (D) Take maximum number of sights as possible from each station to distant objects

Answer: Option B

Question No. 45

The vertical angle between longitudinal axis of a freely suspended magnetic needle and a horizontal line at its pivot, is known

- (A) Declination
- (B) Azimuth
- (C) Dip
- (D) Bearing

Answer: Option C

Question No. 46

In the cross-section method of indirect contouring, the spacing of cross-sections depends upon

- (i) Contour interval
- (ii) Scale of plan
- (iii) Characteristics of ground

The correct answer is

- (A) Only (i)
- (B) (i) and (ii)
- (C) (ii) and (iii)
- (D) (i), (ii) and (iii)

Answer: Option D

Question No. 47

Transition curves are introduced at either end of a circular curve, to obtain

- (A) Gradually decrease of curvature from zero at the tangent point to the specified quantity at the junction of the transition curve with main curve
- (B) Gradual increase of super-elevation from zero at the tangent point to the specified amount at the junction of the transition curve with main curve
- (C) Gradual change of gradient from zero at the tangent point to the specified amount at the junction of the transition curve with main curve
- (D) None of these

Answer: Option B

Question No. 48

If α and β be the elevations of two objects *A* and *B* respectively, θ be the angle observed by a sextant. The correct horizontal angle is

- (A) $\cos \varphi = (\cos \theta - \sin \alpha \sin \beta) / \cos \alpha \cdot \cos \beta$
- (B) $\cos \varphi = (\sin \theta - \sin \alpha \sin \beta) / \cos \alpha \cdot \cos \beta$
- (C) $\cos \varphi = (\cos \theta - \sin \alpha \sin \beta) / \sin \alpha \cdot \sin \beta$
- (D) None of these

Answer: Option A

Question No. 49

Tilt of the staff in stadia tacheometry increases the intercept if it is

- (A) Away from the telescope pointing down hill
- (B) Towards the telescope pointing up-hill
- (C) Away from the telescope pointing up-hill
- (D) None of these

Answer: Option C

Question No. 50

Three point problem can be solved by

- (A) Tracing paper method
- (B) Bessel's method
- (C) Lehman's method

(D) all of the above

Answer: Option D

Question No. 51

A dumpy level is set up with its eye-piece vertically over a peg 'A'. The height from the top of peg 'A' to the centre of the eye-piece is 1.540 m and the reading on peg 'B' is 0.705 m. The level is then setup over 'B'. The height of the eye-piece above peg 'B' is 1.490 m and a reading on 'A' is 2.195 m. The difference in level between 'A' and 'B' is

(A) 2.900 m

(B) 3.030 m

(C) 0.770 m

(D) 0.785 m

Answer: Option C

Question No. 52

In a lemniscate curve the ratio of the angle between the tangent at the end of the polar ray and the straight, and the angle between the polar ray and the straight, is

(A) 2

(B) 3

(C) 4/3

(D) 3/2

Answer: Option D

Question No. 53

The bellow figure is a conventional sign of



(A) Mosque

(B) Temple

(C) Church

(D) Idgah

Answer: Option D

Question No. 54

A level when set up 25 m from peg A and 50 m from peg B reads 2.847 on a staff held on A and 3.462 on a staff held on B, keeping bubble at its centre while reading. If the reduced levels of A and B are 283.665 m and 284.295 m respectively, the collimation error per 100 m is

(A) 0.015 m

(B) 0.030 m

(C) 0.045 m

(D) 0.060 m

Answer: Option D

Question No. 55

Hydrographic surveys deal with the mapping of

- (A) Large water bodies
- (B) Heavenly bodies
- (C) Mountainous region
- (D) Canal system

Answer: Option A

Question No. 56

Bowditch rule is applied to

- (A) An open traverse for graphical adjustment
- (B) A closed traverse for adjustment of closing error
- (C) Determine the effect of local attraction
- (D) None of the above

Answer: Option B

Question No. 57

Angles to a given pivot station observed from a number of traverse stations when plotted, the lines to the pivot station intersect at a common point

- (A) Angular measurements are correct and not the linear measurements
- (B) Linear measurements are correct and not the angular measurements
- (C) Angular and linear measurements are correct and not the plotting of traverse
- (D) Angular and linear measurements and also plotting of the traverse are correct

Answer: Option D

Question No. 58

Pick up the correct statement from the following:

- (A) The horizontal angle between magnetic meridian and true meridian at a place is called magnetic declination or variance of the compass
- (B) The imaginary lines which pass through points at which the magnetic declinations are equal at a given time are called isogonic lines
- (C) The isogonic lines through places at which the declination is zero are termed agonic lines
- (D) All the above

Answer: Option D

Question No. 59

Straight, parallel and widely spaced contours represent

- (A) A steep surface
- (B) A flat surface
- (C) An inclined plane surface
- (D) Curved surface

Answer: Option C

Question No. 60

The real image of an object formed by the objective must lie

- (A) In the plane of cross hairs
- (B) At the centre of the telescope
- (C) At the optical centre of the eye-piece
- (D) Anywhere inside the telescope

Answer: Option A

Question No. 61

For a tachometer the additive and multiplying constants are respectively

- (A) 0 and 100
- (B) 100 and 0
- (C) 0 and 0
- (D) 100 and 100

Answer: Option A

Question No. 62

Correct distance obtained by an erroneous chain is:

- (A) $(\text{Erroneous chain length}/\text{Correct chain length}) \times \text{Observed distance}$
- (B) $(\text{Correct chain length}/\text{Erroneous chain length}) \times \text{Observed distance}$
- (C) $(\text{Correct chain length}/\text{Observed distance}) \times \text{Erroneous chain length}$
- (D) None of these

Answer: Option A

Question No. 63

An imaginary line lying throughout on the surface of the earth and preserving a constant inclination to the horizontal, is called

- (A) Contour line
- (B) Contour gradient
- (C) Level line
- (D) Line of gentle slope

Answer: Option B

Question No. 64

The constant vertical distance between two adjacent contours, is called

- (A) Horizontal interval
- (B) Horizontal equivalent
- (C) Vertical equivalent
- (D) Contour interval

Answer: Option D

Question No. 65

If a 30 m chain diverges through a perpendicular distance d from its correct alignment, the error in length, is

- (A) $(d^2/60)$ m
- (B) $(d^2/30)$ m
- (C) $(d^2/40)$ m

(D) $(d/30)$ m

Answer: Option A

Question No. 66

The sensitivity of a bubble tube can be increased by

- (A) Increasing the diameter of the tube
- (B) Decreasing the length of bubble
- (C) Increasing the viscosity of liquid
- (D) Decreasing the radius of curvature of tube

Answer: Option A

Question No. 67

A standard steel tape of length 30 m and cross-section 15×1.0 mm was standardised at 25°C and at 30 kg pull. While measuring a base line at the same temperature, the pull applied was 40 kg. If the modulus of elasticity of steel tape is 2.2×10^6 kg/cm², the correction to be applied is

- (A) - 0.000909 m
- (B) + 0.0909 m
- (C) 0.000909 m
- (D) None of these

Answer: Option A

Question No. 68

Pick up the correct statement from the following:

- (A) It is difficult to eliminate an error completely at first trial
- (B) Instability of the instrument makes it almost impossible to adjust it satisfactorily
- (C) Adjustment screws must be left bearing firmly but should never be forced
- (D) All the above

Answer: Option D

Question No. 69

The properties of autogenous curve for automobiles are given by

- (A) True spiral
- (B) Cubic parabola
- (C) Bernoulli's Lemniscate
- (D) Clothoid spiral

Answer: Option C

Question No. 70

In chain surveying field work is limited to

- (A) Linear measurements only
- (B) Angular measurements only
- (C) Both linear and angular measurements
- (D) All the above

Answer: Option A

Question No. 71

The difference of levels between two stations A and B is to be determined. For best results, the instrument station should be

- (A) Equidistant from A and B
- (B) Closer to the higher station
- (C) Closer to the lower station
- (D) As far as possible from the line AB

Answer: Option A

Question No. 72

The curve composed of two arcs of different radii having their centres on the opposite side of the curve, is known

- (A) A simple curve
- (B) A compound curve
- (C) A reverse curve
- (D) A vertical curve

Answer: Option C

Question No. 73

Pick up the correct statement from the following:

- (A) An observation or the resulting reading with the level on a levelling staff is called sight
- (B) A back sight is the first sight taken after setting up the instrument in any position
- (C) The first sight on each change point is a fore sight
- (D) All the above

Answer: Option D

Question No. 74

The angle of intersection of a curve is the angle between

- (A) Back tangent and forward tangent
- (B) Prolongation of back tangent and forward tangent
- (C) Forward tangent and long chord
- (D) Back tangent and long chord

Answer: Option A

Question No. 75

If 'L' is the perimeter of a closed traverse, ΔD is the closing error in departure, the correction for the departure of a traverse side of length 'l', according to Bowditch rule, is

- (A) $\Delta D \times L/l$
- (B) $\Delta D \times l^2/L$
- (C) $L \times l/\Delta D$
- (D) $\Delta D \times l/L$

Answer: Option D

Question No. 76

Select the correct statement.

- (A) Contour interval on any map is kept constant.
- (B) Direct method of contouring is cheaper than indirect method.
- (C) Intervisibility of points on a contour map cannot be ascertained.
- (D) Slope of a hill cannot be determined with the help of contours.

Answer: Option A

Question No. 77

In tacheometrical observations, vertical staff holding is generally preferred to normal staffing, due to

- (A) Ease of reduction of observations
- (B) Facility of holding
- (C) Minimum effect of careless holding on the result
- (D) None of these

Answer: Option C

Question No. 78

Whole circle bearing of a line is preferred to a quadrantal bearing merely because

- (A) Bearing is not completely specified by an angle
- (B) Bearing is completely specified by an angle
- (C) Sign of the correction of magnetic declination is different in different quadrants
- (D) Its Trigonometrical values may be extracted from ordinary tables easily

Answer: Option B

Question No. 79

It is more difficult to obtain good results while measuring horizontal distance by stepping

- (A) Up-hill
- (B) Down-hill
- (C) In low undulations
- (D) In plane areas

Answer: Option A

Question No. 80

Pick up the correct statement from the following:

- (A) The apparent error on reversal is twice the actual error
- (B) The correction may be made equal to half the observed discrepancy
- (C) The good results may be obtained from a defective instrument by reversing and taking the mean of two erroneous results
- (D) All the above

Answer: Option D

Question No. 81

Which of the following methods of plane table surveying is used to locate the position of an inaccessible point?

- (A) Radiation
- (B) Intersection

(C) Traversing

(D) Resection

Answer: Option B

Question No. 82

Imaginary line passing through points having equal magnetic declination is termed as

(A) Isogon

(B) Agonic line

(C) Isoclinic line

(D) None of these

Answer: Option A

Question No. 83

Which one of the following statements is correct?

(A) When the axes of rotation of the graduated circle and the verniers are not coincident, the instrument possesses eccentricity

(B) The mean of the readings of the two verniers gives correct reading free from the eccentricity

(C) One Vernier may be used if the readings of two verniers differ by a constant

(D) All the above

Answer: Option D

Question No. 84

In geodetic surveys higher accuracy is achieved, if

(A) Curvature of the earth surface is ignored

(B) Curvature of the earth surface is taken into account

(C) Angles between the curved lines are treated as plane angles

(D) None of these

Answer: Option B

Question No. 85

The bearings of the lines AB and BC are $146^\circ 30'$ and $68^\circ 30'$. The included angle ABC is

(A) 102°

(B) 78°

(C) 45°

(D) None of these

Answer: Option A

Question No. 86

Transit rule of adjusting the consecutive coordinates of a traverse is used where

(A) Linear and angular measurements of the traverse are of equal accuracy

(B) Angular measurements are more accurate than linear measurements

(C) Linear measurements are more accurate than angular measurements

(D) All of the above

Answer: Option B

Question No. 87

Pick up the correct statement from the following:

- (A) The lines of sight while observing back sight and fore sight lie in the same horizontal plane
- (B) The staff readings are measurements made vertically downwards from a horizontal plane
- (C) The horizontal plane with reference to which staff readings are taken, coincides with the level surface through the telescope axis
- (D) All the above

Answer: Option D

Question No. 88

The operation of resection involves the following steps

- 1. Rough orientation of the plane table**
- 2. The three lines form a triangle of error**
- 3. Drawing lines back through the three control points**
- 4. Select a point in the triangle of error such that each ray is equally rotated either clockwise or anti clockwise**
- 5. The points obtained by three rays are the correct location.**

The correct sequence is

- (A) 1, 3, 2, 4, 5
- (B) 1, 2, 3, 4, 5
- (C) 1, 4, 3, 2, 5
- (D) 1, 3, 2, 4, 5

Answer: Option A

Question No. 89

The lens equation $1/f = 1/f_1 + 1/f_2$ is applicable

- (A) When the thickness of the lens is small
- (B) Only to conjugate distances along the principal axis
- (C) The computed quantities are accurate enough for geometrical optics of simple distances
- (D) All the above

Answer: Option D

Question No. 90

For true difference in elevations between two points 'A' and 'B', the level must be set up

- (A) At any point between A and B
- (B) At the exact midpoint of A and B
- (C) Near the point A
- (D) Near the point B

Answer: Option B

Question No. 91

If the focal length of the object glass is 25 cm and the distance from object glass to the trunnion axis is 15 cm, the additive constant

- (A) 0.1
- (B) 0.4

- (C) 0.6
- (D) 1.33

Answer: Option B

Question No. 92

Diurnal variation of magnetic declination is

- (A) Greater at equator than nearer the poles
- (B) Less at equator than nearer the poles
- (C) Less in summer than in winter
- (D) Same at all latitudes and during different months

Answer: Option B

Question No. 93

Rankine's deflection angle in minutes is obtained by multiplying the length of the chord by

- (A) Degree of the curve
- (B) Square of the degree of the curve
- (C) Inverse of the degree of the curve
- (D) None of these

Answer: Option A

Question No. 94

In case of a double line river, contours are

- (A) Stopped at the banks of the river
- (B) Stopped at the edge of the river
- (C) Drawn across the water
- (D) Drawn by parabolic curves having their vertex at the centre of the water

Answer: Option B

Question No. 95

The branch of surveying in which both horizontal and vertical positions of a point, are determined by making instrumental observations, is known

- (A) Tacheometry
- (B) Tachometry
- (C) Telemetry
- (D) All the above

Answer: Option D

Question No. 96

Refraction correction

- (A) Completely eliminates curvature correction
- (B) Partially eliminates curvature correction
- (C) Adds to the curvature correction
- (D) Has no effect on curvature correction

Answer: Option B

Question No. 97

Pick up the correct statement from the following:

- (A) In the earth's magnetic field, a magnetic needle rests in magnetic meridian
- (B) The angle between the true meridian and the magnetic meridian is called magnetic variation
- (C) One end of the magnetic needle supported at its centre of gravity tends to dip down towards the nearer magnetic pole of the earth
- (D) All the above

Answer: Option D

Question No. 98

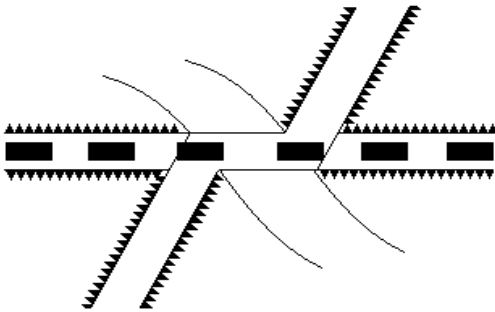
If the plane table is not horizontal in a direction at right angles to the alidade, the line of sight is parallel to the fiducial edge only for

- (A) Horizontal sights
- (B) Inclined sights upward
- (C) Inclined sight downward
- (D) None of these

Answer: Option A

Question No. 99

The conventional sign shown in below figure represents a



- (A) Bridge carrying railway below road
- (B) Bridge carrying road below railway
- (C) Bridge carrying road and railway at the same level
- (D) A level crossing

Answer: Option B

Question No. 100

In optical reading instruments

- (A) The vertical circle is usually continuous from 0° to 359°
- (B) The readings increase when the telescope is elevated in the face left position
- (C) The readings decrease when the telescope is elevated in the face right position
- (D) All the above

Answer: Option D

Question No. 101

Select the correct statement.

- (A) A contour is not necessarily a closed curve.

- (B) A contour represents a ridge line if the concave side of lower value contour lies towards the higher value contour
- (C) Two contours of different elevations do not cross each other except in case of an overhanging cliff
- (D) All of the above statements are correct

Answer: Option C

Question No. 102

Pick up the correct statement from the following:

- (A) If the slope of the curve of a mass diagram in the direction of increasing abscissa is downward, it indicates an embankment
- (B) The vertical distance between a maximum ordinate and the next forward maximum ordinate represents the whole volume of the embankment
- (C) The vertical distance between a minimum ordinate and the next forward maximum ordinate represents the whole volume of a cutting
- (D) All the above

Answer: Option D

Question No. 103

Pick up the correct statement from the following:

- (A) The diaphragm is placed between eyepiece and the objective but nearer to the former
- (B) The diaphragm is placed between the eyepiece and objective but nearer to the later
- (C) The outer component of the objective is a double-convex lens of crown glass
- (D) All the above

Answer: Option D

Question No. 104

If the whole circle bearing of a line is 270° , its reduced bearing is

- (A) $N 90^\circ W$
- (B) $S 90^\circ W$
- (C) $W 90^\circ$
- (D) $90^\circ W$

Answer: Option C

Question No. 105

Pick up the correct statement from the following:

- (A) The length of the brass handle is included in the length of chain
- (B) The handles are on swivel joints to prevent twisting of the chain
- (C) The fifth tag from either end of the chain is numbered 5
- (D) All the above

Answer: Option D

Question No. 106

The process of determining the locations of the instrument station by drawing re sectors from the locations of the known stations is

- (A) Radiation
- (B) Intersection
- (C) Resection
- (D) Traversing

Answer: Option C

Question No. 107

Surveys which are carried out to depict mountains, rivers, water bodies, wooded areas and other cultural details, are known as

- (A) Cadastral surveys
- (B) City surveys
- (C) Topographical surveys
- (D) Guide map surveys

Answer: Option C

Question No. 108

The operation of revolving a plane table about its vertical axis so that all lines on the sheet become parallel to corresponding lines on the ground, is known

- (A) Levelling
- (B) Centering
- (C) Orientation
- (D) Setting

Answer: Option C

Question No. 109

Pick up the correct statement from the following:

- (A) With both handles in his left hand, the chain man throws out the chain with his right hand and the second chain man assists him to free it from knots
- (B) The follower of the chaining operation should be more experienced than the leader
- (C) At the end of the tenth chain length, the two chain men meet and the ten arrows are handed over to the leader
- (D) All the above

Answer: Option D

Question No. 110

Pick up the correct statement from the following:

- (A) In astronomical telescope, the rays from the object after refraction at the objective are brought to a focus before entering the eyepiece to produce a real inverted image in front of the eye piece
- (B) In Galileo's telescope, the rays from the object get refracted at the objective and are intercepted by the eyepiece before a real image is formed
- (C) A line passing through the optical centre of the objective traversing through the eyepiece, is called line of sight
- (D) All the above

Answer: Option D

Question No. 111

The number of horizontal cross wires in a stadia diaphragm is

- (A) One
- (B) Two
- (C) Three
- (D) Four

Answer: Option C

Question No. 112

Total latitude of a point is positive if it lies

- (A) North of the reference parallel
- (B) South of the reference parallel
- (C) East of the reference parallel
- (D) West of the reference parallel

Answer: Option A

Question No. 113

If the length of a transition curve to be introduced between a straight and a circular curve of radius 500 m is 90 m, the maximum deflection angle to locate its junction point, is

- (A) $1^{\circ}43' 08''$
- (B) $1^{\circ}43' 18''$
- (C) $1^{\circ}43' 28''$
- (D) $1^{\circ}43' 38''$

Answer: Option C

Question No. 114

Under ordinary conditions, the precision of a theodolite traverse is affected by

- (A) Systematic angular errors
- (B) Accidental linear errors
- (C) Systematic linear errors
- (D) Accidental angular errors

Answer: Option C

Question No. 115

The sum of the interior angles of a geometrical figure laid on the surface of the earth differs from that of the corresponding plane figure only to the extent of one second for every

- (A) 100 sq. km of area
- (B) 150 sq. km of area
- (C) 200 sq. km of area
- (D) None of these

Answer: Option C

Question No. 116

The R.L. of the point 'A' which is on the floor is 100 m and back sight reading on 'A' is 2.455 m. If the foresight reading on the point 'B' which on the ceiling is 2.745 m, the R.L. of point 'B' will be

- (A) 94.80 m
- (B) 99.71 m
- (C) 100.29 m
- (D) 105.20 m

Answer: Option D

Question No. 117

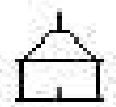
An angle of deflection right, may be directly obtained by setting the instrument to read

- (A) Zero on back station
- (B) 180° on back station
- (C) 90°
- (D) 270° on back station

Answer: Option A

Question No. 118

The bellow picture is the conventional sign of



- (A) Temple
- (B) Mosque
- (C) Fort
- (D) Church

Answer: Option A

Question No. 119

Location of contour gradient for a high way is best set out from

- (A) Ridge down the hill
- (B) Saddle down the hill
- (C) Bottom to the ridge
- (D) Bottom to the saddle

Answer: Option B

Question No. 120

Setting out a curve by two theodolite method, involves

- (A) Linear measurements only
- (B) Angular measurements only
- (C) Both linear and angular measurements
- (D) None of these

Answer: Option B

Question No. 121

Direct method of contouring is

- (A) A quick method
- (B) Adopted for large surveys only

- (C) Most accurate method
- (D) Suitable for hilly terrains

Answer: Option C

Question No. 122

A lemniscate curve will not be transitional throughout, if its deflection angle, is

- (A) 45°
- (B) 60°
- (C) 90°
- (D) 120°

Answer: Option A

Question No. 123

If vertical angles of inclined sights do not exceed 10° and non-verticality of the staff remains within 1°, stadia system of tacheometric observations are made on

- (A) Staff normal
- (B) Staff vertical
- (C) Staff normal as well as vertical
- (D) None of these

Answer: Option A

Question No. 124

The staff reading at a distance of 80 m from a level with the bubble at its centre is 1.31 m. When the bubble is moved by 5 divisions out of the centre, the reading is 1.39 m. The angular value of the one division of the bubble, is

- (A) 28.8 sec
- (B) 41.25 sec
- (C) 14.52 sec
- (D) 25.05

Answer: Option B

Question No. 125

On a diagonal scale, it is possible to read up to

- (A) One dimension
- (B) Two dimensions
- (C) Three dimensions
- (D) Four dimensions

Answer: Option C

Question No. 126

The methods used for locating the plane table stations are

- (i) Radiation**
- (ii) Traversing**
- (iii) Intersection**
- (iv) Resection**

The correct answer is

- (A) (i) and (ii)
- (B) (iii) and (iv)
- (C) (ii) and (iv)
- (D) (i) and (iii)

Answer: Option C

Question No. 127

Reduced bearing of a line is an angle between

- (A) North line and given line measured clockwise
- (B) North line and given line measured anticlockwise
- (C) East or west and the given line
- (D) Given line and the part of the meridian whether N end or S end, lying adjacent to it

Answer: Option D

Question No. 128

In horizontal angles, the error due to imperfect levelling of the plate bubble is

- (A) Large when sights are nearly level
- (B) Large for long sights
- (C) Less for steeply inclined sights
- (D) Large for steeply inclined sights

Answer: Option D

Question No. 129

If the chain line which runs along N-S direction is horizontal and the ground in E-W direction is sloping

- (A) It is possible to set offsets correctly on east side
- (B) It is possible to set offsets correctly on west side
- (C) It is not possible to set offsets correctly on west side
- (D) It is possible to set offsets correctly on both sides

Answer: Option D

Question No. 130

If 'h' is the difference in level between end points separated by 'l', then the slope correction is $[(h^2/2l) + (h^4/8l^3)]$. The second term may be neglected if the value of 'h' in a 20 m distance is less than

- (A) ½ m
- (B) 1 m
- (C) 2 m
- (D) 3 m

Answer: Option D

Question No. 131

With the rise of temperature, the sensitivity of a bubble tube

- (A) Decreases

- (B) Increases
- (C) Remains unaffected
- (D) None of the above

Answer: Option A

Question No. 132

Flint glass

- (A) Has slightly the greater refracting power than crown glass
- (B) Has roughly double refracting power than that of crown
- (C) And crown glass proportions yield the required focal length and neutralise the dispersion produced by the convex lens at the emergence from the concave
- (D) All the above

Answer: Option D

Question No. 133

The imaginary line passing through the intersection of cross hairs and the optical centre of the objective, is known as

- (A) Line of sight
- (B) Line of collimation
- (C) Axis of the telescope
- (D) None of these

Answer: Option B

Question No. 134

During levelling if back sight is more than foresight

- (A) The forward staff is at lower point
- (B) The back staff is at lower point
- (C) The difference in level, cannot be ascertained
- (D) None of these

Answer: Option B

Question No. 135

Pick up the correct statement from the following:

- (A) The tangent screw enables to give small movement under conditions of smooth and positive control
- (B) Standing on the tripod is the levelling head or trib arch
- (C) The levelling screws are used to tilt the instrument so that its rotation axis is truly vertical
- (D) All the above

Answer: Option D

Question No. 136

Closed contours, with higher value inwards, represent a

- (A) Depression
- (B) Hillock
- (C) Plain surface

(D) None of the above

Answer: Option B

Question No. 137

If 'h' is the difference in height between end points of a chain of length 'l', the required slope correction is

(A) $h^2/2l$

(B) $h/2l$

(C) h^2/l

(D) $2h^2/2l$

Answer: Option A

Question No. 138

The instrument which is used in plane tabling for obtaining horizontal and vertical distances directly without resorting to chaining, is known as

(A) Plane alidade

(B) Telescopic alidade

(C) Clinometer

(D) Tacheometer

Answer: Option B

Question No. 139

Pick up the correct statement from the following

(A) The contour lines having the same elevation cannot unite and continue as one line

(B) A contour can not end abruptly, but must ultimately close itself not necessarily within the limits of map

(C) The direction of steepest slope at a point on a contour is at right angles to the contour

(D) All the above

Answer: Option D

Question No. 140

An imaginary line joining the points of equal elevation on the surface of the earth, represents

(A) Contour surface

(B) Contour gradient

(C) Contour line

(D) Level line

Answer: Option C

Question No. 141

If in a closed traverse, the sum of the north latitudes is more than the sum of the south latitudes and also the sum of west departures than the sum of the east departures, the bearing of the closing line is in the

(A) NE quadrant

(B) SE quadrant

(C) NW quadrant

(D) SW quadrant

Answer: Option B

Question No. 142

The ratio of the angles subtended at the eye, by the virtual image and the object, is known as telescopes

(A) Resolving power

(B) Brightness

(C) Field of view

(D) Magnification

Answer: Option D

Question No. 143

Pick up the correct statement from the following:

(A) Mistakes arise from inattention, inexperience or carelessness

(B) Systematic errors persist and have regular effects in the survey performances

(C) Accidental errors occur inspite of every precaution is taken

(D) All the above

Answer: Option D

Question No. 144

To orient a plane table at a point with two inaccessible points, the method generally adopted, is

(A) Intersection

(B) Resection

(C) Radiation

(D) Two point problem

Answer: Option D

Question No. 145

In quadrantal bearing system, back bearing of a line may be obtained from its forward bearing, by

(A) Adding 180° , if the given bearing is less than 180°

(B) Subtracting 180° , if the given bearing, is more than 180°

(C) Changing the cardinal points, i.e. substituting N for S and E for W and vice-versa

(D) None of these

Answer: Option C

Question No. 146

If the horizontal distance between the staff point and the point of observation is 'd', then the error due to curvature of earth is proportional

(A) d

(B) $1/d$

(C) d^2

(D) $1/d^2$

Answer: Option C

Question No. 147

Back bearing of a line is equal to

- (A) Fore bearing $\pm 90^\circ$
- (B) Fore bearing $\pm 180^\circ$
- (C) Fore bearing $\pm 360^\circ$
- (D) Fore bearing $\pm 270^\circ$

Answer: Option B

Question No. 148

To orient a plane table at a point 'P' roughly south of the mid-point of two inaccessible conical hill stations 'A' and 'B' in the plains, a point 'C' is selected in line with AB and table is oriented at 'C' by bringing *ab* in line with AB. A ray is then drawn towards 'P' and at 'P' the table is oriented by back ray method. The orientation so obtained, is

- (A) Unique and correct
- (B) Incorrect
- (C) Manifold and correct
- (D) Not reliable

Answer: Option C

Question No. 149

While setting a plane table at a station it was found that the error in centering was 30 cm away from the ray of length 40 m drawn from the station. If the scale of the plan is 1 cm = 2 cm, the displacement of the end of the ray in plan from the true position will be

- (A) 0.02 cm
- (B) 0.15 cm
- (C) 0.2 cm
- (D) 0.1 cm

Answer: Option B

Question No. 150

If ' θ ' is the slope of the ground and '*l*' is the measured distance, the correction is

- (A) $2l \sin^2 \theta/2$
- (B) $2l \cos^2 \theta/2$
- (C) $2l \tan^2 \theta/2$
- (D) $2l \cot^2 \theta/2$

Answer: Option A

Question No. 151

The type of surveying which requires least office work is

- (A) Tachometry
- (B) Trigonometrical levelling
- (C) Plane table surveying
- (D) Theodolite surveying

Answer: Option C

Question No. 152

The main plate of a transit is divided into 1080 equal divisions. 60 divisions of the Vernier coincide exactly with 59 divisions of the main plate. The transit can read angles accurate upto

- (A) 5"
- (B) 10"
- (C) 15"
- (D) 20"

Answer: Option D

Question No. 153

The ratio of the length of long chord and the tangent length of a circular curve of radius R deflecting through angle Δ , is

- (A) $\sin (\Delta/2)$
- (B) $\cos (\Delta/2)$
- (C) $2 \sin (\Delta/2)$
- (D) $2 \cos (\Delta/2)$

Answer: Option D

Question No. 154

The correction to be applied to each 30 metre chain length along θ° slope, is

- (A) $30 (\sec \theta - 1)$ m
- (B) $30 (\sin \theta - 1)$ m
- (C) $30 (\cos \theta - 1)$ m
- (D) $30 (\tan \theta - 1)$ m

Answer: Option A

Question No. 155

For a closed traverse the omitted measurements may be calculated

- (A) Length of one side only
- (B) Bearing of one side only
- (C) Both length and bearing of one side
- (D) All the above

Answer: Option D

Question No. 156

Horizontal distances obtained by thermometric observations

- (A) Require slope correction
- (B) Require tension correction
- (C) Require slope and tension corrections
- (D) Do not require slope and tension corrections

Answer: Option D

Question No. 157

A clinometer is used for

- (A) Measuring angle of slope

- (B) Correcting line of collimation
- (C) Setting out right angles
- (D) Defining natural features

Answer: Option A

Question No. 158

If L is the specified length of a tape, L_1 its actual length and S the measured distance, then, the true distance is given by the formula,

- (A) $(L_1/L) \times S$
- (B) $(L/L_1) \times S$
- (C) $(L - L_1)/L \times S$
- (D) $(L_1/L)^2 \times S$

Answer: Option A

Question No. 159

In a perfect prismatic compass

- (A) Magnetic axis and geometric axis of the needle coincide
- (B) Ends of the needle and pivot are in same vertical and horizontal planes
- (C) Pivot is vertically over the centre of the graduated circle
- (D) All the above

Answer: Option D

Question No. 160

Pick up the correct statement from the following:

- (A) Box sextant is used for the measurement of horizontal angles
- (B) Cross staff is used for setting out right angles
- (C) Gradiometer is used for setting out any required gradient
- (D) All the above

Answer: Option D

Question No. 161

Sensitiveness of a level tube is designated by

- (A) Radius of level tube
- (B) Length of level tube
- (C) Length of bubble of level tube
- (D) None of the above

Answer: Option A

Question No. 162

The formula for the horizontal distances for inclined sights, on staff held normalis

$$(f/i) s \cos \theta + (f + d) \cos \theta \pm h \sin \theta$$

- (A) Minus sign is used for angle of depression
- (B) Plus sign is used for angle of depression
- (C) Minus sign is used for angle of elevation
- (D) None of these

Answer: Option A

Question No. 163

Accidental or compensating errors of length 'L' are proportional to

- (A) L
- (B) \sqrt{L}
- (C) $\sqrt[3]{L}$
- (D) $1/\sqrt{L}$

Answer: Option B

Question No. 164

The latitude of a traverse leg is obtained by multiplying its length by

- (A) Tangent of its reduced bearing
- (B) Sign of its reduced bearing
- (C) Cosine of its reduced bearing
- (D) Cosecant of its reduced bearing

Answer: Option

Question No. 165

If D is the degree of the curve of radius R , the exact length of its specified chord, is

- (A) Radius of the curve \times sine of half the degree
- (B) Diameter of the curve \times sine of half the degree
- (C) Diameter of the curve \times cosine of half the degree
- (D) Diameter of the curve \times tangent of half the degree

Answer: Option B

Question No. 166

Benchmark is established by

- (A) Hypsometry
- (B) Barometric levelling
- (C) Spirit levelling
- (D) Trigonometrical levelling

Answer: Option C

Question No. 167

If a tacheometer is fitted with an anal-latic lens

- (A) Additive constant is 100, multiplying constant is zero
- (B) Multiplying constant is 100, additive constant is zero
- (C) Both multiplying and additive constants are 100
- (D) Both multiplying and additive constants are 50

Answer: Option B

Question No. 168

Short offsets are measured with

- (A) An ordinary chain

- (B) An invar tape
- (C) A metallic tape
- (D) A steel tape

Answer: Option A

Question No. 169

The representation of general topography of a very flat terrain is possible only

- (A) By drawing contours at large interval
- (B) By drawing contours at small interval
- (C) By giving spot levels at large interval
- (D) By giving spot levels to salient features at close interval

Answer: Option D

Question No. 170

True meridian of different places

- (A) Converge from the South Pole to the North Pole
- (B) Converge from the North Pole to the South Pole
- (C) Converge from the equator to the poles
- (D) Run parallel to each other

Answer: Option C

Question No. 171

The angle between the prolongation of the preceding line and the forward line of a traverse is called

- (A) Deflection angle
- (B) Included angle
- (C) Direct angle
- (D) None of the above

Answer: Option A

Question No. 172

To set out a parallel from a given inaccessible point to a given line AB , the following observations are made:

Distance AB and angle $PAM = a$ and angle $PBA = b$ are measured where M is a point on the line BA produced. The perpendicular to the desired parallel line from A and B are:

- (A) $AB/(\cot b - \cot a)$
- (B) $AB/(\cos b - \cos a)$
- (C) $AB/(\cot a - \cot b)$
- (D) $AB/(\cot a - \cos b)$

Answer: Option A

Question No. 173

Pick up the correct statement from the following:

- (A) A refracting telescope consists optically of two lenses
- (B) The principal axes of both the lenses coincide the optical axis of the telescope

(C) The lens nearer the object to be viewed is convex and is called objective

(D) All the above

Answer: Option D

Question No. 174

In case of a direct vernier scale

(A) Graduations increase in opposite direction in which graduations of the main scale increase

(B) Smallest division is longer than smallest division of the main scale

(C) Graduations increase in the same direction in which graduations of the main scale increase

(D) None of these

Answer: Option C

Question No. 175

The operation of making the algebraic sum of latitudes and departures of a closed traverse, each equal to zero, is known

(A) Balancing the sights

(B) Balancing the departures

(C) Balancing the latitudes

(D) Balancing the traverse

Answer: Option D

Question No. 176

Dumpy level is most suitable when

(A) The instrument is to be shifted frequently

(B) Fly levelling is being done over long distance

(C) Many readings are to be taken from a single setting of the instrument

(D) All of the above

Answer: Option C

Question No. 177

Magnetic declination at any place

(A) Remains constant

(B) Does not remain constant

(C) Fluctuates

(D) Changes abruptly

Answer: Option B

Question No. 178

If the length of a chain line along a slope of θ° is l , the required slope correction is

(A) $2l \cos^2 \theta/2$

(B) $2l \sin^2 \theta/2$

(C) $l \tan^2 \theta/2$

(D) $l \cos^2 \theta/2$

Answer: Option B

Question No. 179

The combined effect of curvature and refraction over a distance ' L ' kilometres is

- (A) $67.2 L^2$ mm
- (B) $76.3 L^2$ mm
- (C) $64.5 L^2$ mm
- (D) None of these

Answer: Option A

Question No. 180

The systematic errors which persist and have regular effects in the performance of a survey operation are due to

- (A) Carelessness
- (B) Faulty instrument
- (C) Inattention
- (D) None of these

Answer: Option B

Question No. 181

The instrument used for accurate centering in plane table survey is

- (A) Spirit level
- (B) Alidade
- (C) Plumbing fork
- (D) Trough compass

Answer: Option C

Question No. 182

Accuracy of elevation of various points obtained from contour map is limited to

- (A) $\frac{1}{2}$ of the contour interval
- (B) $\frac{1}{4}$ th of the contour interval
- (C) $\frac{1}{3}$ rd of the contour interval
- (D) $\frac{1}{5}$ th of the contour interval

Answer: Option A

Question No. 183

The curvature of the earth's surface, is taken into account only if the extent of survey is more than

- (A) 100 sq km
- (B) 160 sq km
- (C) 200 sq km
- (D) 260 sq km

Answer: Option D

Question No. 184

The theodolites used for making tacheometric observations by optical wedge system, are

- (A) Provided with stadia hairs in front of eye piece
- (B) Not provided with stadia hairs at all

- (C) Fitted with a glass wedge inside the telescope
- (D) Fitted with a glass wedge in front of telescope

Answer: Option D

Question No. 185

When the bubble of the level tube of a level, remains central

- (A) Line of sight is horizontal
- (B) Axis of the telescope is horizontal
- (C) Line of collimation is horizontal
- (D) Geometrical axis of the telescope is horizontal

Answer: Option A

Question No. 186

An imaginary line lying throughout the surface of ground and preserving a constant inclination to the horizontal is known as

- (A) Contour line
- (B) Horizontal equivalent
- (C) Contour interval
- (D) Contour gradient

Answer: Option D

Question No. 187

Accurate measurement of deflection angles with a transit not properly adjusted may be made by

- (A) Setting the Vernier A at zero at back station and then plunging the telescope
- (B) Setting the Vernier A at zero at back station and turning the instrument to the forward station
- (C) Taking two back sights one with the telescope normal and the other with telescope inverted
- (D) None of these

Answer: Option C

Question No. 188

Pick up the correct statement from the following:

- (A) The framework which consists of a series of connected lines, the lengths and directions of which are found from measurements, is called a traverse
- (B) The system of a series of lines which forms a circuit which ends at the starting point, is called a closed traverse
- (C) The traverse that starts from a point already fixed in some survey system and ends on another such point, is called a controlled traverse
- (D) All the above

Answer: Option D

Question No. 189

The reduced level of a floor is 99.995 m, the staff reading on the floor is 1.505 m. If the inverted staff reading against the roof is 1.795 m, the floor level below the slab, is

- (A) 3.290 m

- (B) 3.300 m
- (C) 3.275 m
- (D) 2.790 m

Answer: Option B

Question No. 190

Probable systematic error in precise levelling as recommended by International Geodetic Association should not exceed (where 'k' is in kilometers.)

- (A) $\pm 0.1 \sqrt{k}$ mm
- (B) $\pm 0.2 \sqrt{k}$ mm
- (C) $\pm 0.1 \sqrt{k}$
- (D) $0.2 \sqrt{k}$ mm

Answer: Option D

Question No. 191

The resection by two point problem as compared to three point problem

- (A) Gives more accurate problem
- (B) Takes less time
- (C) Requires more labour
- (D) None of the above

Answer: Option C

Question No. 192

The co-ordinate of a point measured perpendicular to the parallel, is called

- (A) Total latitude
- (B) Meridian distance
- (C) Total departure
- (D) Consecutive co-ordinate

Answer: Option A

Question No. 193

The bearing of C from A is N 30° E and from B, 50 metres east of A, is N 60° W. The departure of C from A is

- (A) 50 m
- (B) $50 \sqrt{3}$ m
- (C) $25 \sqrt{3}$ m
- (D) 25 m

Answer: Option D

Question No. 194

If h_1 and h_2 are the differences in level between ground and the formation levels, m is the slope of the sloping sides. D is the distance between the cross sections then, Prismoidal correction for a level section is

- (A) $D/2m(h_1 - h_2)$
- (B) $D/3m(h_1 - h_2)$

(C) $D/6m(h_1 - h_2)^2$

(D) $D/6m(h_1 - h_2)^3$

Answer: Option C

Question No. 195

Pick up the correct statement from the following:

(A) The eyepiece plays no part in defining the line of sight

(B) The diaphragm plays no part in defining the line of sight

(C) The optical centre of the objective plays no part in defining the line of sight

(D) None of these

Answer: Option A

Question No. 196

The suitable contour interval for a map with scale 1 : 10000 is

(A) 2 m

(B) 5 m

(C) 10 m

(D) 20 m

Answer: Option A

Question No. 197

In an adjusted level, when the bubble is central, the axis of the bubble tube becomes parallel to

(A) Line of sight

(B) Line of collimation

(C) Axis of the telescope

(D) None of these

Answer: Option A

Question No. 198

Ranging is an operation of

(A) Reconnaissance

(B) Judging the distance

(C) Determination of slope

(D) Establishing intermediate points between terminals

Answer: Option D

Question No. 199

Locating the position of a plane table station with reference to three known points, is known as

(A) Intersection method

(B) Radiation method

(C) Resection method

(D) Three point problem

Answer: Option D

Question No. 200

If f_1 and f_2 are the distances from the optical centre of a convex lens of focal length ' f ' to conjugate two points P_1 and P_2 respectively, the following relationship holds good

- (A) $f = f_1 + f_2$
- (B) $f = \frac{1}{2} (f_1 + f_2)$
- (C) $1/f = 1/f_1 + 1/f_2$
- (D) None of these

Answer: Option C

Question No. 201

If the intercept on a vertical staff is observed as 0.75 m from a tachometer, the horizontal distance between tachometer and staff

- (A) 7.5 m
- (B) 25 m
- (C) 50 m
- (D) 75 m

Answer: Option D

Question No. 202

Simpson's rule for calculating areas states that the area enclosed by a curvilinear figure divided into an even number of strips of equal width, is equal to

- (A) Half the width of a strip, multiplied by the sum of two extreme offsets, twice the sum of remaining odd offsets, and thrice the sum of the even offsets
- (B) One-third the width of a strip, multiplied by the sum of two extreme offsets, twice the sum of remaining odd offsets and four times the sum of the even offsets
- (C) One-third the width of a strip, multiplied by the sum of two extreme offsets, four times the sum of the remaining odd offsets, and twice the sum of the even offsets
- (D) One-sixth the width of a strip, multiplied by the sum of the two extreme offsets, twice the sum of remaining odd offsets and four times the sum of the even offsets

Answer: Option B

Question No. 203

The ratio of the distances at which a stated length can be distinguished by the telescope and the human eye, respectively, is called

- (A) Brightness of telescope
- (B) Magnification of telescope
- (C) Resolving power of telescope
- (D) None of these

Answer: Option C

Question No. 204

The radius of a simple circular curve is 300 m and length of its specified chord is 30 m. The degree of the curve is

- (A) 5.73°
- (B) 5.37°

(C) 3.57°

(D) 3.75°

Answer: Option A

Question No. 205

If ' R ' is the radius of the main curve, ' θ ' the angle of deflection, ' S ' the shift and ' L ' the length of the transition curve, then, total tangent length of the curve, is

(A) $(R - S) \tan \theta/2 - L/2$

(B) $(R + S) \tan \theta/2 - L/2$

(C) $(R + S) \tan \theta/2 + L/2$

(D) $(R - S) \tan \theta/2 + L/2$

Answer: Option C

Question No. 206

A series of closely spaced contour lines represents a

(A) Steep slope

(B) Gentle slope

(C) Uniform slope

(D) Plane surface

Answer: Option A

Question No. 207

In an internal focusing telescope

(A) The objective is at a fixed distance from the diaphragm

(B) The focusing is done by the sliding of a divergent lens

(C) The focusing divergent lens is situated at about the middle of the tube

(D) All the above

Answer: Option D

Question No. 208

During secular variation of magnetic meridian at different places

(A) Range of oscillations is constant

(B) Period of oscillation is constant

(C) Range and period of oscillation both vary

(D) Period of oscillation only varies

Answer: Option C

Question No. 209

Correction per chain length of 100 links along a slope of α radians, is

(A) $100 \alpha^2$

(B) 100α

(C) $100 \alpha^3$

(D) $100 \alpha^{-1}$

Answer: Option B

Question No. 210

While viewing through a level telescope and moving the eye slightly, a relative movement occurs between the image of the levelling staff and the cross hairs. The instrument is

- (A) Correctly focussed
- (B) Not correctly focussed
- (C) Said to have parallax
- (D) Free from parallax

Answer: Option C

Question No. 211

Intersection method of detailed plotting is most suitable for

- (A) Forests
- (B) Urban areas
- (C) Hilly areas
- (D) Plains

Answer: Option C

Question No. 212

While measuring a chain line between two stations 'A' and 'B' intervened by a raised ground

- (A) Vision gets obstructed
- (B) Chaining gets obstructed
- (C) Both vision and chaining get obstructed
- (D) All the above

Answer: Option A

Question No. 213

Mistakes which may produce a very serious effect upon the final results arise due to

- (A) In attention
- (B) In experience
- (C) Carelessness
- (D) All of these

Answer: Option D

Question No. 214

Numbers of links per metre length of a chain are

- (A) 2
- (B) 5
- (C) 7
- (D) 10

Answer: Option B

Question No. 215

Offsets are measured with an accuracy of 1 in 40. If the point on the paper from both sources of error (due to angular and measurement errors) is not to exceed 0.05 cm on a scale of 1 cm = 20 m, the maximum length of offset should be limited to

- (A) 14.14 m
- (B) 28.28 m
- (C) 200 m
- (D) None of these

Answer: Option B

Question No. 216

The 'point of curve' of a simple circular curve, is

- (A) Point of tangency
- (B) Point of commencement
- (C) Point of intersection
- (D) Mid-point of the curve

Answer: Option B

Question No. 217

Prolongation of chain line across an obstruction in chain surveying, is done by

- (A) Making angular measurements
- (B) Drawing perpendiculars with a chain
- (C) Solution of triangles
- (D) All the above

Answer: Option B

Question No. 218

Resolving power of a telescope depends on

- (A) The diameter of the aperture
- (B) The pupil aperture of the eye
- (C) The diameter of the object glass
- (D) All the above

Answer: Option D

Question No. 219

***ABCD* is a regular parallelogram plot of land whose angle *BAD* is 60° . If the bearing of the line *AB* is 30° , the bearing of *CD*, is**

- (A) 90°
- (B) 120°
- (C) 210°
- (D) 270°

Answer: Option C

Question No. 220

Pick up the correct statement from the following:

- (A) If the image of the object does not fall on the plane of the cross-lines, parallax exists
- (B) Parallax has nothing to do with the eyepiece
- (C) The eyepiece is adjusted for clear vision of the cross hairs
- (D) All the above

Answer: Option D

Question No. 221

The Huygens telescope eye piece

- (A) Is aplanatic
- (B) Achromatic
- (C) Both (a) and (b)
- (D) Neither (a) nor (b)

Answer: Option C

Question No. 222

The bearing of lines *OA* and *OB* are $16^\circ 10'$ and $332^\circ 18'$, the value of the included angle *BOA* is

- (A) $316^\circ 10'$
- (B) $158^\circ 28'$
- (C) $348^\circ 08'$
- (D) $43^\circ 52'$

Answer: Option D

Question No. 223

For a curve of radius 100 m and normal chord 10 m, the Rankine's deflection angle, is

- (A) $0^\circ 25'.95$
- (B) $0^\circ 35'.95$
- (C) $1^\circ 25'.53$
- (D) $2^\circ 51'.53$

Answer: Option D

Question No. 224

The reduced bearing of a line is $N 87^\circ W$. Its whole circle bearing is

- (A) 87°
- (B) 273°
- (C) 93°
- (D) 3°

Answer: Option B

Question No. 225

While surveying a plot of land by plane tabling, the field observations

- (A) And plotting proceed simultaneously
- (B) And plotting do not proceed simultaneously
- (C) And recorded in field books to be plotted later
- (D) All the above

Answer: Option A

Question No. 226

The back staff reading on a B.M. of R.L. 500.000 m is 2.685 m. If foresight reading on a point is 1.345 m, the reduced level of the point, is

- (A) 502.685 m
- (B) 501.345 m
- (C) 501.340 m
- (D) 504.030 m

Answer: Option C

Question No. 227

Let angular value of one graduation of a tube of length 'x' be ' φ ' seconds and 'R' be the radius of its internal curved surface, then

- (A) $\varphi = x/206265 R$
- (B) $\varphi = R/206265 x$
- (C) $\varphi = 206265/x. R$
- (D) $\varphi = x. R/206265$

Answer: Option A

Question No. 228

If 'L' is in kilometres, the curvature correction is

- (A) $58.2 L^2$ mm
- (B) $64.8 L^2$ mm
- (C) $74.8 L^2$ mm
- (D) $78.4 L^2$ mm

Answer: Option D

Question No. 229

Pick up the correct statement from the following:

- (A) To locate a gross error in bearing that may exist in controlled theodolite traverse, we may plot the traverse from each end. The traverse station having the same coordinates by each route is the one where the error lies
- (B) To locate a gross error in bearing, in a controlled traverse, we plot the traverse and the station through which perpendicular to sector of the closing line passes is the station at which the error was made
- (C) To locate a gross error due to taping in a controlled traverse, we plot the traverse to a convenient scale. The bearing of the closing error will be approximately the same as that of the leg in which the gross error consists
- (D) All the above

Answer: Option D

Question No. 230

Permanent adjustments of a level are

- (A) 2 in number
- (B) 3 in number
- (C) 4 in number
- (D) 6 in number

Answer: Option A

Question No. 231

Orientation of a plane table by solving two point problems is only adopted when

- (A) Saving of time is a main factor
- (B) Better accuracy is a main factor
- (C) Given points are inaccessible
- (D) None of these

Answer: Option C

Question No. 232

If 'V' is the speed of a locomotive in km per hour, 'g' is the acceleration due to gravity, 'G' is the distance between running faces of the rails and 'R' is the radius of the circular curve, the required super elevation is

- (A) gV^2/GR
- (B) Rg/GV^2
- (C) GR/gV^2
- (D) GV^2/gR

Answer: Option D

Question No. 233

Pick up the correct statement from the following:

- (A) Spherical aberration may be reduced by diminishing the aperture
- (B) Spherical aberration may be minimised by replacing the single lens by a combination of the lenses
- (C) In telescope objectives, a combination of convex lens and concave lens is used
- (D) All the above

Answer: Option D

Question No. 234

The method generally preferred to for contouring an undulating area, is

- (A) Chain surveying
- (B) Plane table surveying
- (C) Tacheometrical surveying
- (D) Compass surveying

Answer: Option C

Question No. 235

Measuring with a 30 m chain, 0.01 m too short, introduces

- (A) Positive compensating error
- (B) Negative compensating error
- (C) Positive cumulative error
- (D) Negative cumulative error

Answer: Option C

Question No. 236

The ratio of the radius and apex distance of a curve deflecting through Δ° , is

- (A) $\sec (\Delta/2) - 1$
- (B) $1 - \sec (\Delta/2)$
- (C) $\cos (\Delta/2) - 1$
- (D) $\tan (\Delta/2) - 1$

Answer: Option A

Question No. 237

In setting up a plane table at any station

- (A) Levelling is done first
- (B) Centering is done first
- (C) Both levelling and centering are done simultaneously
- (D) Orientation is done first

Answer: Option C

Question No. 238

Staff readings on pegs x and y from X station are 1.755 m and 2.850 m, and from station Y on staff head at Y and X are 0.655 m and 1.560 m. If reduced level of X is 105.5 m, the reduced level of Y is

- (A) 104.0 m
- (B) 104.5 m
- (C) 105.0 m
- (D) 105.5 m

Answer: Option B

Question No. 239

Metric chains are generally available in

- (A) 10 m and 20 m length
- (B) 15 m and 20 m length
- (C) 20 m and 30 m length
- (D) 25 m and 100 m length

Answer: Option C

Question No. 240

The bearing of AB is 190° and that of CB is $260^\circ 30'$. The included angle ABC , is

- (A) $80^\circ 30'$
- (B) $99^\circ 30'$
- (C) $70^\circ 30'$
- (D) None of these

Answer: Option C

Question No. 241

Pick up the correct statement from the following

- (A) 1 second of arc corresponds to a displacement ratio of 1:206, 300
- (B) 1 degree of arc corresponds to a displacement ratio of 1:57

- (C) The angular errors tend to propagate themselves along a traverse as the square root of the number of stations
- (D) All the above
- Answer: Option D

Question No. 242

Planimeter is used for measuring

- (A) Volume
- (B) Area
- (C) Contour gradient
- (D) Slope angle

Answer: Option B

Question No. 243

An ideal vertical curve to join two gradients, is

- (A) Circular
- (B) Parabolic
- (C) Elliptical
- (D) Hyperbolic

Answer: Option B

Question No. 244

The bubble tube is nearly filled with

- (A) Alcohol or chloroform
- (B) A liquid which is very mobile
- (C) A liquid having low freezing point
- (D) All the above

Answer: Option D

Question No. 245

Perpendicular offset from a tangent to the junction of a transition curve and circular curve is equal to

- (A) Shift
- (B) Twice the shift
- (C) Thrice the shift
- (D) Four times the shift

Answer: Option D

Question No. 246

Determining the difference in elevation between two points on the surface of the earth, is known as

- (A) Levelling
- (B) Simple levelling
- (C) Differential levelling
- (D) Longitudinal levelling

Answer: Option C

Question No. 247

If arithmetic sum of latitudes of a closed traverse is ' ΣL ' and closing error in latitude is ' dx ', the correction for a side whose latitude is ' l ', as given by Transit Rule, is

- (A) $l \times (dx/\Sigma Lat)$
- (B) $l \times (\Sigma Lat/dx)$
- (C) $\Sigma Lat \times (dx/l)$
- (D) None of these

Answer: Option A

Question No. 248

In case of reduction of levels by the height of instrument method,

- (A) $\Sigma B.S. - \Sigma F.S. =$ difference in R.L.S of the first station and last station
- (B) $\Sigma (R.L. + I + F.S.) - \text{first R.L} = \Sigma (H.I. + \text{No. of R.L.s.})$
- (C) Both (a) and (b) above
- (D) Neither (a) nor (b)

Answer: Option D

Question No. 249

The distance between terminal points computed from a subsidiary traverse run between them, is generally known, as

- (A) Traverse leg
- (B) A base
- (C) Traverse base
- (D) All the above

Answer: Option C

Question No. 250

The bearing of line AB is $152^\circ 30'$ and angle ABC measured clockwise is $124^\circ 28'$. The bearing of BC is

- (A) $27^\circ 52'$
- (B) $96^\circ 58'$
- (C) $148^\circ 08'$
- (D) $186^\circ 58'$

Answer: Option B

Question No. 251

The limiting length of an offset does not depend upon

- (A) Accuracy of the work
- (B) Method of setting out perpendiculars
- (C) Scale of plotting
- (D) Indefinite features to be surveyed

Answer: Option D

Question No. 252

Which one of the following procedures for getting accurate orientation is the most distinctive feature of the art of plane tabling?

- (A) Radiation
- (B) Intersection
- (C) Traversing
- (D) Resection

Answer: Option D

Question No. 253

In a closed traverse, sum of south latitudes exceeds the sum of north latitudes and the sum of east departures exceeds the sum of west departures, then, the closing line will lie in

- (A) North-west quadrant
- (B) North-east quadrant
- (C) South-east quadrant
- (D) South-west quadrant

Answer: Option A

Question No. 254

If the declination of the needle is 10° W

- (A) Each of the whole circle reckoning has to be minus by 10°
- (B) In the quadrantal method, the correction is positive in the 1st and 3rd quadrants
- (C) In the quadrantal method, the correction is negative in 2nd and 4th quadrants
- (D) All the above

Answer: Option D

Question No. 255

The most reliable method of plotting a theodolite traverse, is

- (A) By consecutive co-ordinates of each station
- (B) By independent co-ordinates of each station
- (C) By plotting included angles and scaling off each traverse leg
- (D) By the tangent method of plotting

Answer: Option B

Question No. 256

The distance between steps for measuring downhill to obtain better accuracy

- (A) Decreases with decrease of slope
- (B) Increases with increase of slope
- (C) Decreases with increase of slope
- (D) Decreases with decrease of weight of the chain

Answer: Option C

Question No. 257

The boundary of water of a still lake represents

- (A) Level surface

- (B) Horizontal surface
- (C) Contour line
- (D) A concave surface

Answer: Option C

Question No. 258

The 10 mm markings on a levelling staff placed at 20 m are separated by

- (A) 1/1000 radian
- (B) 1/1500 radian
- (C) 1/2000 radian
- (D) 1/2500 radian

Answer: Option C

Question No. 259

The sensitiveness of a level tube decreases if

- (A) Radius of curvature of its inner surface is increased
- (B) Diameter of the tube is increased
- (C) Length of the vapour bubble is increased
- (D) Both viscosity and surface tension are increased

Answer: Option D

Question No. 260

The orthographical projection of a traverse leg upon the reference meridian, is known as

- (A) Departure of leg
- (B) Latitude to the leg
- (C) Co-ordinate of the leg
- (D) Bearing of the leg

Answer: Option B

Question No. 261

The distances AC and BC are measured from two fixed points A and B whose distance AB is known.

The point C is plotted by intersection. This method is generally adopted in

- (A) Chain surveying
- (B) Traverse method of surveys
- (C) Triangulation
- (D) None of these

Answer: Option A

Question No. 262

The defect of a lens whereby rays of white light proceeding from a point get dispersed into their components and conveyed to various foci, forming a blurred and coloured image is known as

- (A) Chromatic aberration
- (B) Spherical aberration
- (C) Astigmatism
- (D) Coma

Answer: Option A

Question No. 263

A uniform slope was measured by the method of stepping. If the difference in level between two points is 1.8 m and the slope distance between them is 15 m, the error is approximately equal to

- (A) Cumulative, + 0.11 m
- (B) Compensating, \pm 0.11 m
- (C) Cumulative, - 0.11 m
- (D) None of these

Answer: Option A

Question No. 264

Systematic errors are those errors

- (A) Which cannot be recognised
- (B) Whose character is understood
- (C) Whose effects are cumulative and can be eliminated
- (D) None of these

Answer: Option C

Question No. 265

A dumpy level was set up at mid-point between pegs A and B, 80 m apart and the staff readings were 1.32 and 1.56. When the level was set up at a point 10 m from A on BA produced, the staff readings obtained at A and B were 1.11 and 1.39. The correct staff reading from this set up at S should be

- (A) 1.435
- (B) 1.345
- (C) 1.425
- (D) None of these

Answer: Option B

Question No. 266

A transit is oriented by setting its vernier A to read the back azimuth of the preceding line. A back sight on the preceding transit station taken and transit is rotated about its vertical axis. The vernier A reads

- (A) Azimuth of the forward line
- (B) Bearing of the forward line
- (C) Back bearing of the forward line
- (D) Equal to 360° -azimuth of the forward line

Answer: Option A

Question No. 267

Two hill tops 'A' and 'B' 20 km apart are intervened by a third top 'C'. If the top most contour of the three hill tops are of the same value, state whether the line of sight AB

- (A) Passes clear of hill top C
- (B) Passes below the hill top C

- (C) Grazes the hill top C
- (D) None of these

Answer: Option B

Question No. 268

The bearings of two traverse legs *AB* and *BC* are $N52^{\circ} 45' E$ and $N34^{\circ} 30' E$ respectively. The deflection angle is

- (A) $18^{\circ} 15' E$
- (B) $18^{\circ} 15' N$
- (C) $18^{\circ} 15' W$
- (D) $18^{\circ} 15' L$

Answer: Option D

Question No. 269

In a theodolite

- (A) The telescope axis is perpendicular to transit axis
- (B) The axis of rotation is perpendicular to transit axis
- (C) The telescope axis, the transit axis and the rotation axis pass through the centre of theodolite
- (D) All the above

Answer: Option D

Question No. 270

For taking offsets with an optical square on the right hand side of the chain line, it is held

- (A) By right hand upside down
- (B) By left hand upright
- (C) By right hand upright
- (D) By left hand upside down

Answer: Option B

Question No. 271

It ' θ ' is the probable error of an observed bearing of a line of length ' l ', the error over the whole length of the traverse of ' n ' lines of length ' l ' is

- (A) $l \sqrt{n}$
- (B) $n (\theta/l) \sqrt{n}$
- (C) $\theta \sqrt[3]{n}$
- (D) $\frac{1}{3} \theta \sqrt{n}$

Answer: Option A

Question No. 272

The magnetic meridian at any point, is the direction indicated by a freely suspended

- (A) Magnetic needle
- (B) And properly balanced magnetic needle
- (C) Properly balanced and uninfluenced by local attractive force
- (D) Magnetic needle over an iron pivot

Answer: Option C

Question No. 273

Bergschrund is a topographical feature in

- (A) Plains
- (B) Water bodies
- (C) Hills
- (D) Glaciated region

Answer: Option B

Question No. 274

If Δ is the angle of deflection of a simple curve of radius R , the distance between the mid-point of the curve and long chord, is

- (A) $R (1 - \sin \Delta/2)$
- (B) $R (1 + \sin \Delta/2)$
- (C) $R (1 + \cos \Delta/2)$
- (D) $R (1 - \cos \Delta/2)$

Answer: Option D

Question No. 275

A relatively fixed point of known elevation above datum, is called

- (A) Bench mark
- (B) Datum point
- (C) Reduced level
- (D) Reference point

Answer: Option A

Question No. 276

The power of a lens

- (A) Is reciprocal of its focal length
- (B) Is positive if it is a convex lens
- (C) Is negative if it is a concave lens
- (D) Is measured in Diopter

Answer: Option D

Question No. 277

The approximate formula for radial or perpendicular offsets from the tangent, is

- (A) $x/2R$
- (B) $x^2/2R$
- (C) x/R
- (D) x^2/R

Answer: Option B

Question No. 278

The included angles of a theodolite traverse, are generally measured

- (A) Clockwise from the forward station
- (B) Anti-clockwise from the back station
- (C) Anti-clockwise from the forward station
- (D) Clockwise from the back station

Answer: Option D

Question No. 279

The intercept of a staff

- (A) Is maximum if the staff is held truly normal to the line of sight
- (B) Is minimum if the staff is held truly normal to the line of sight
- (C) Decreases if the staff is tilted away from normal
- (D) Increases if the staff is tilted towards normal

Answer: Option B

Question No. 280

In a constant level tube, size of the bubble remains constant because upper wall is

- (A) Of relatively larger radius
- (B) Of relatively smaller radius
- (C) Flat
- (D) Convex downwards

Answer: Option A

Question No. 281

While measuring the distance between two points along upgrade with the help of a 20 m chain, the forward end of the chain is shifted forward through a distance

- (A) $20 (\sin \theta - 1)$
- (B) $20 (\cos \theta - 1)$
- (C) $20 (\sec \theta - 1)$
- (D) $20 (\operatorname{cosec} \theta - 1)$

Answer: Option C

Question No. 282

Contours of different elevations may cross each other only in the case of

- (A) An overhanging cliff
- (B) A vertical cliff
- (C) A saddle
- (D) An inclined plane

Answer: Option A

Question No. 283

Diopter is the power of a lens having a focal length of

- (A) 25 cm
- (B) 50 cm
- (C) 75 cm
- (D) 100 cm

Answer: Option D

Question No. 284

A theodolite is said to be in perfect adjustment if

- (A) Rotation axis is vertical to the transit axis
- (B) Transit axis is perpendicular to line of collimation
- (C) Line of collimation sweeps out a vertical plane while the telescope is elevated or depressed
- (D) All the above

Answer: Option D

Question No. 285

In chain surveying, perpendiculars to the chain line are set out by

- (A) A theodolite
- (B) A prismatic compass
- (C) A level
- (D) An optical square

Answer: Option D

Question No. 286

A lens or combination of lenses in which the following defect is completely eliminated is called aplanatic

- (A) Spherical aberration
- (B) Chromatic aberration
- (C) Coma
- (D) Astigmatism

Answer: Option A

Question No. 287

Pick up the method of surveying in which field observations and plotting proceed simultaneously from the following

- (A) Chain surveying
- (B) Compass surveying
- (C) Plan table surveying
- (D) Tacheometric surveying

Answer: Option C

Question No. 288

For orientation of a plane table with three points A, B and C, Bessel's drill is

- (A) Align B through A and draw a ray towards C, align A through B and draw a ray towards C, finally align C through the point of intersection of the previously drawn rays
- (B) Align C through A and draw a ray towards B, align A through C and draw a ray towards B, finally align B through the point of intersection of the previously drawn rays
- (C) Align c through B and draw a ray towards A, align B through C and draw a ray towards A, finally align A, through the point of intersection of the previously, drawn rays

(D) In the first two steps any two of the points may be used and a ray drawn towards the third point, which is sighted through the point of intersection of previously drawn rays in the final step.

Answer: Option D

Question No. 289

Probable accidental error in precise levelling as recommended by International Geodetic Association should not exceed (where k is in kilometers.)

- (A) $\pm 0.1 \sqrt{k}$ mm
- (B) $\pm 0.5 \sqrt{k}$ mm
- (C) $\pm 1 \sqrt{k}$ mm
- (D) $\pm 5 \sqrt{k}$ mm

Answer: Option C

Question No. 290

In a telescope the object glass of focal length 14 cm, is located at 20 cm from the diaphragm. The focussing lens is midway between them when a staff 16.50 m away is focussed. The focal length of the focussing lens, is

- (A) 5.24 cm
- (B) 6.24 cm
- (C) 7.24 cm
- (D) 8.24 cm

Answer: Option C

Question No. 291

The main principle of surveying is to work

- (A) From part to the whole
- (B) From whole to the part
- (C) From higher level to the lower level
- (D) From lower level to higher level

Answer: Option B

Question No. 292

If Δ is the angle of deflection of the curve, T_1 and T_2 are its points of tangencies, the angle between the tangent at T_1 and long chord $T_1 T_2$ will be

- (A) $\Delta/4$
- (B) $\Delta/3$
- (C) $\Delta/2$
- (D) Δ

Answer: Option C

Question No. 293

The rise and fall method of reduction of levels, provides a check on

- (A) Back sights
- (B) Fore sights

(C) Intermediate sights

(D) All of these

Answer: Option D

Question No. 294

The surface of zero elevation around the earth, which is slightly irregular and curved, is known as

(A) Mean sea level

(B) Geoid surface

(C) Level surface

(D) Horizontal surface

Answer: Option B

Question No. 295

If the rate of gain of radial acceleration is 0.3 m per sec^3 and full centrifugal ratio is developed. On the curve the ratio of the length of the transition curve of same radius on road and railway, is

(A) 2.828

(B) 3.828

(C) 1.828

(D) 0.828

Answer: Option A

Question No. 296

The apparent error on reversal is

(A) Equal to the actual error

(B) Twice the actual error

(C) Thrice the actual error

(D) None of these

Answer: Option B

Question No. 297

If the long chord and tangent length of a circular curve of radius R are equal the angle of deflection, is

(A) 30°

(B) 60°

(C) 90°

(D) 120°

Answer: Option D

Question No. 298

In precision theodolite traverse if included angles are read twice and the mean reading accepted using both verniers having a least count of $30''$. Assuming the instrument to be in perfect adjustment, linear measurements correct to 6 mm per 30 metre tape duly corrected for temperature, slope and sag, the angular error of closure not to exceed (where n is the number of traverse legs)

(A) $50'' \sqrt{n}$

- (B) $30'' \sqrt{n}$
 - (C) $60'' \sqrt{n}$
 - (D) None of these
- Answer: Option A

Question No. 299

The diaphragm of a stadia theodolite is fitted with two additional

- (A) Horizontal hairs
- (B) Vertical hairs
- (C) Horizontal and two vertical hairs
- (D) None of these

Answer: Option A

Question No. 300

Magnetic bearing of a survey line at any place

- (A) Remains constant
- (B) Changes systematically
- (C) Varies differently in different months of the year
- (D) Is always greater than true bearing

Answer: Option C

Question No. 301

The chaining on sloping ground is

- (A) Easier along the falling gradient
- (B) Easier along the up gradient
- (C) Equally convenient along falling as well as up gradient
- (D) All the above

Answer: Option A

Question No. 302

The additional lines which are measured to show the correctness of the chain surveying are called:

- (A) Check lines
- (B) Proof lines
- (C) Tie lines
- (D) All of these

Answer: Option D

Question No. 303

The best method of interpolation of contours, is by

- (A) Estimation
- (B) Graphical means
- (C) Computation
- (D) All of these

Answer: Option C

Question No. 304

Greater accuracy in linear measurements, is obtained by

- (A) Tacheometry
- (B) Direct chaining
- (C) Direct taping
- (D) All the above

Answer: Option C

Question No. 305

If the whole circle bearing of a line is 180° , its reduced bearing is

- (A) $S 0^\circ E$
- (B) $S 0^\circ W$
- (C) S
- (D) N

Answer: Option C

Question No. 306

If Δ is the angle of deflection of a simple curve of radius R , the length of its long chord, is

- (A) $R \cos \Delta/2$
- (B) $2R \cos \Delta/2$
- (C) $R \sin \Delta/2$
- (D) $2R \sin \Delta/2$

Answer: Option D

Question No. 307

Cross hairs in surveying telescopes, are fitted

- (A) In the objective glass
- (B) At the centre of the telescope
- (C) At the optical centre of the eye piece
- (D) In front of the eye piece

Answer: Option D

Question No. 308

Prismatic compass is considered more accurate than a surveyor's compass, because

- (A) It is provided with a better magnetic needle
- (B) It is provided with a sliding glass in the object vane
- (C) Its graduations are in whole circle bearings
- (D) It is provided with a prism to facilitate reading of its graduated circle

Answer: Option D

Question No. 309

For high sensivity of the bubble tube

- (A) A liquid of low viscosity is used
- (B) A liquid of low surface tension is used
- (C) The bubble space should be long

(D) All the above

Answer: Option D

Question No. 310

If 50 m point of a 100 m tape is 50 cm off line, and 50 m sections are straight, an error is generated equal to

(A) 1/10,000

(B) 1/15,000

(C) 1/20,000

(D) 1/25,000

Answer: Option C

Question No. 311

The radius of curvature of the arc of the bubble tube is generally kept

(A) 10 m

(B) 25 m

(C) 50 m

(D) 100 m

Answer: Option D

Question No. 312

The direction of steepest slope on a contour, is

(A) Along the contour

(B) At an angle of 45° to the contour

(C) At right angles to the contour

(D) None of these

Answer: Option C

Question No. 313

The difference in the lengths of an arc and its subtended chord on the earth surface for a distance of 18.2 km, is only

(A) 1 cm

(B) 5 cm

(C) 10 cm

(D) 100 cm

Answer: Option C

Question No. 314

If deflection angles are measured in a closed traverse, the difference between the sum of the right-hand and that of the left hand angles should be equal to

(A) 0°

(B) 90°

(C) 180°

(D) 360°

Answer: Option D

Question No. 315

The accuracy of measurement in chain surveying, does not depend upon

- (A) Length of the offset
- (B) Scale of the plotting
- (C) Importance of the features
- (D) General layout of the chain lines

Answer: Option D

Question No. 316

The true meridian of a place is the line in which earth's surface is intersected by a plane through

- (A) East and west points
- (B) Zenith and nadir points
- (C) North and south geographical poles
- (D) North and south magnetic poles

Answer: Option C

Question No. 317

The area of any irregular figure of the plotted map is measured with

- (A) Pentagraph
- (B) Sextant
- (C) Clinometer
- (D) Planimeter

Answer: Option D

Question No. 318

If 'F' is the pull applied at the ends of tape in kg, 'l' is the length of tape between end marks in metres, 'w' is the weight of the tape in kg per metre run, then sag correction

- (A) $C = w^2 l^3 / 24 F^2$
- (B) $C = w^3 l^2 / 24 F^2$
- (C) $C = w^2 l^3 / 24 F^3$
- (D) $C = 24 w^2 l^3 / 80 F^3$

Answer: Option A

Question No. 319

If 'θ' is the vertical angle of an inclined sight, 'δ' is the angle of tilt of the staff, the error

- (A) $E = 1 - [\cos (\theta \pm \delta) / \cos \theta]$
- (B) $E = 1 - [\sin (\theta \pm \delta) / \sin \theta]$
- (C) $E = 1 - [\tan (\theta \pm \delta) / \tan \theta]$
- (D) None of these

Answer: Option A

Question No. 320

The construction of optical square is based, on the principle of optical

- (A) Reflection
- (B) Refraction

- (C) Double refraction
- (D) Double reflection

Answer: Option D

Question No. 321

If Δ is the angle of deflection of a simple curve of radius R , the length of the curve is:

- (A) $\pi R\Delta/90^\circ$
- (B) $\pi R\Delta/180^\circ$
- (C) $\pi R\Delta/270^\circ$
- (D) $\pi R\Delta/360^\circ$

Answer: Option B

Question No. 322

Correction per chain length of 100 links along a slope of α° is

- (A) $1.5\alpha^2/100$
- (B) $1.5\alpha/100$
- (C) $1.5\alpha^3/100$
- (D) $1.5\alpha^3$

Answer: Option A

Question No. 323

The difference of level between a point below the plane of sight and one above, is the sum of two staff readings and an error would be produced equal to

- (A) The distance between the zero of gradient and the foot of the staff
- (B) Twice the distance between the zero of graduation and the foot of the staff
- (C) Thrice the distance between the zero of graduation and the foot of the staff
- (D) None of the above

Answer: Option B

Question No. 324

If α is the angle between the polar ray and the tangent at the point of commencement of a lemniscate curve, the equation of the curve, is

- (A) $l = k \sqrt{\sin \alpha}$
- (B) $l = k \sqrt{\sin 2\alpha}$
- (C) $l = k \sqrt{\sin 3\alpha}$
- (D) $l = k \sqrt{\tan 2\alpha}$

Answer: Option A

Question No. 325

In tangential tacheometry, an ordinary level staff is used

- (A) Leaning towards the instrument for inclined sights upward
- (B) Leaning away from the instrument for inclined sights downwards
- (C) Vertical in all cases
- (D) None of these

Answer: Option C

Question No. 326

Stadia techeometry was discovered by James Watt in the year.

- (A) 1670
- (B) 1770
- (C) 1870
- (D) 1900

Answer: Option B

Question No. 327

Keeping the instrument height as 1.5 m, length of staff 4 m, the slope of the ground as 1 in 10, the sight on the down-slope, must be less than

- (A) 30 m
- (B) 25 m
- (C) 20 m
- (D) 15 m

Answer: Option B

Question No. 328

The distance between the point of intersection of an upgrade $+g_1\%$ and downgrade $g_2\%$ and the highest point of the vertical curve of length L , is

- (A) $L (g_1 - g_2)/400$
- (B) $L (g_1 + g_2)/400$
- (C) $L (g_1 + g_2)/800$
- (D) $L (g_1 - g_2)/800$

Answer: Option D

Question No. 329

Surveys which are carried out to provide a national grid of control for preparation of accurate maps of large areas are known

- (A) Plane surveys
- (B) Geodetic surveys
- (C) Geographical surveys
- (D) Topographical surveys

Answer: Option B

Question No. 330

If $+0.8\%$ grade meets -0.7% grade and the rate of change of grade for 30 m distance is 0.05, the length of the vertical curve will be

- (A) 600 m
- (B) 700 m
- (C) 800 m
- (D) 900 m

Answer: Option D

Question No. 331

The angle between two plane mirrors of optical square, is

- (A) 20°
- (B) 30°
- (C) 45°
- (D) 60°

Answer: Option C

Question No. 332

With usual notations, the expression V^2/gR represents

- (A) Centrifugal force
- (B) Centrifugal ratio
- (C) Super elevation
- (D) Radial acceleration

Answer: Option B

Question No. 333

Profile levelling is usually done for determining

- (A) Contours of an area
- (B) Capacity of a reservoir
- (C) Elevations along a straight line
- (D) Boundaries of property

Answer: Option C

Question No. 334

Keeping the instrument height as 1½ m, length of staff 4 m, the up gradient of the ground 1 in 10, the sight on the up slope must be less than

- (A) 25 cm
- (B) 20 m
- (C) 45 m
- (D) 10 m

Answer: Option C

Question No. 335

Perpendicularity of an offset may be judged by eye, if the length of the offset is

- (A) 5 m
- (B) 10 m
- (C) 15 m
- (D) 20 m

Answer: Option C

Question No. 336

You have to observe an included angle with better accuracy than what is achievable by a vernier, you will prefer the method of

- (A) Repetition

- (B) Reiteration
- (C) Double observations
- (D) Exactness

Answer: Option A

Question No. 337

If the sight distance (S) is equal to the length of the vertical-curve ($2l$) joining two grades $g_1\%$ and $g_2\%$, the height of the apex will be

- (A) $(S - l)/400 \times (g_1 - g_2)$
- (B) $(g_1 - g_2)/400$
- (C) $(g_1 - g_2)S^2/1600l$
- (D) None of these

Answer: Option B

Question No. 338

If the radius of a simple curve is 600 m, the maximum length of the chord for calculating offsets, is taken

- (A) 15 m
- (B) 20 m
- (C) 25 m
- (D) 30 m

Answer: Option D

Question No. 339

Subtense tacheometry is generally preferred to if ground is

- (A) Flat
- (B) Undulating
- (C) Mountainous
- (D) Deserts

Answer: Option B

Question No. 340

The area of a plane triangle ABC , having its base AC and perpendicular height ' h ', is

- (A) $\frac{1}{2} bh$
- (B) $\frac{1}{2} ba \sin C$
- (C) $\frac{1}{2} bc \sin A$
- (D) All the above

Answer: Option D

Question No. 341

In reciprocal levelling, the error which is not completely eliminated, is due to

- (A) Earth's curvature
- (B) Non-adjustment of line of collimation
- (C) Refraction
- (D) Non-adjustment of the bubble tube

Answer: Option C

Question No. 342

The first reading from a level station is

- (A) Foresight
- (B) Intermediate sight
- (C) Back-sight
- (D) Any sight

Answer: Option C

Question No. 343

If 'S' is the length of a sub-chord and 'R' is the radius of simple curve, the angle of deflection between its tangent and sub-chord, in minutes, is equal to

- (A) $573 S/R$
- (B) $573 R/S$
- (C) $1718.9 R/S$
- (D) $1718.9 S/R$

Answer: Option D

Question No. 344

While rotating the theodolite in the horizontal plane, the bubble of the bubble tube takes up the same position in its tube, it indicates

- (A) The rotation axis is vertical
- (B) The trunnion axis is horizontal
- (C) The line of collimation is perpendicular to vertical axis
- (D) None of the above

Answer: Option A

Question No. 345

The slope correction for a 3° slope for a length of 100 m, is

- (A) -0.11 m
- (B) -0.12 m
- (C) -1.87 m
- (D) -0.137 m

Answer: Option D

Question No. 346

Two concave lenses of 60 cm focal length are cemented on either side of a convex lens of 15 cm focal length. The focal length of the combination is

- (A) 10 cm
- (B) 20 cm
- (C) 30 cm
- (D) 40 cm

Answer: Option C

Question No. 347

Cross-staff is used for

- (A) Setting out right angles
- (B) Measuring contour gradient
- (C) Taking levels
- (D) Measuring distances

Answer: Option A

Question No. 348

The staff intercept will be

- (A) Greater farther off the staff is held
- (B) Smaller, farther off the staff is held
- (C) Smaller, nearer the staff is held
- (D) Same, wherever the staff is held

Answer: Option B

Question No. 349

A bearing of a line is also known as

- (A) Magnetic bearing
- (B) True bearing
- (C) Azimuth
- (D) Reduced bearing

Answer: Option B

Question No. 350

***ABCD* is a rectangular plot of land. If the bearing of the side *AB* is 75° , the bearing of *DC* is**

- (A) 75°
- (B) 255°
- (C) 105°
- (D) 285°

Answer: Option A

Question No. 351

For indirect ranging, number of ranging rods required, is

- (A) 1
- (B) 2
- (C) 3
- (D) 4

Answer: Option D

Question No. 352

An ideal transition curve is

- (A) Cubic parabola
- (B) Cubic spiral
- (C) Clothoid spiral

(D) True spiral

Answer: Option C

Question No. 353

Ranging in chain survey means

- (A) Looking at an isolated point not on the line
- (B) Establishing an intermediate point on the line
- (C) Determining the distance between end points
- (D) Determining the offset distance

Answer: Option B

Question No. 354

A well conditioned triangle has no angle less than

- (A) 20°
- (B) 30°
- (C) 45°
- (D) 60°

Answer: Option B

Question No. 355

Geodetic surveying is undertaken

- (A) For production of accurate maps of wide areas
- (B) For developing the science of geodesy
- (C) Making use of most accurate instruments and methods of observation
- (D) All the above

Answer: Option D

Question No. 356

For preparation of a contour plan for a route survey

- (A) Method of squares is used
- (B) Method of trace contour is used
- (C) Method of cross profile is used
- (D) Indirect method of contouring is used

Answer: Option C

Question No. 357

A sewer is laid from a manhole 'A' to a manhole 'B', 250 m away along a gradient of 1 in 125. If the reduced level of the invert at 'A' is 205.75 m and the height of the boning rod is 3 m, the reduced level of the sight rail at 'B', is

- (A) 208.75 m
- (B) 202.75 m
- (C) 206.75 m
- (D) 211.75 m

Answer: Option C

Question No. 358

A back sight

- (A) Is always taken on a point of known elevation or can be computed
- (B) Is added to the known level to obtain the instrument height
- (C) Taken on an inverted staff is treated as negative
- (D) All the above

Answer: Option D

Question No. 259

Removal of parallax, may be achieved by focussing

- (A) The objective
- (B) The eye-piece
- (C) The objective and the eye-piece
- (D) None of these

Answer: Option C

Question No. 360

The angle of intersection of a contour and a ridge line, is

- (A) 30°
- (B) 45°
- (C) 60°
- (D) 90°

Answer: Option D

Question No. 361

Deviation of the actual road gradient from the proposed contour gradient uphill side, involves

- (A) Embankment on the centre line
- (B) Excavation on the centre line
- (C) Earth work on the centre line
- (D) None of these

Answer: Option B

Question No. 362

The 'fix' of a plane table from three known points, is good, if

- (A) Middle station is nearest
- (B) Middle station is farthest
- (C) Either the right or left station is nearest
- (D) None of these

Answer: Option A

Question No. 363

An angle of 45° with a chain line may be set out with

- (A) Optical square
- (B) Open cross staff
- (C) French cross staff

(D) Prismatic square

Answer: Option C

Question No. 364

One of the Lehmann's rules of plane tabling, is

- (A) Location of the instrument station is always distant from each of the three rays from the known points in proportion to their distances
- (B) When looking in the direction of each of the given points, the instrument station will be on the right side of one and left side of the other ray
- (C) When the instrument station is outside the circumscribing circle its location is always on the opposite side of the ray to the most distant point as the inter-section of the other two rays
- (D) None of these

Answer: Option A

Question No. 365

Which one of the following mistakes/errors may be cumulative + or - :

- (A) Bad ranging
- (B) Bad straightening
- (C) Erroneous length of chain
- (D) Sag

Answer: Option C

Question No. 366

Correction per chain length of 100 links along a slope having a rise of 1 unit in 'n' horizontal units, is

- (A) $100/n^2$
- (B) $100 n^2$
- (C) $100/n^3$
- (D) $100/n$

Answer: Option A

Question No. 367

Pick up the correct statement from the following:

- (A) The theodolite in which telescope can be rotated in vertical plane is called a transit
- (B) When the vertical circle is to the left of the telescope during observation, it is called to be in left face
- (C) When the vertical circle is to the right of the telescope during observation, it is called to be in right face
- (D) All the above

Answer: Option D

Question No. 368

Grid lines are parallel to

- (A) Magnetic meridian of the central point of the grid
- (B) Line representing the central true meridian of the grid

(C) Geographical equator

(D) None of these

Answer: Option B

Question No. 369

Number of subdivisions per metre length of a levelling staff is

(A) 100

(B) 200

(C) 500

(D) 1000

Answer: Option B

Question No. 370

The slope correction for a length of 30 m along a gradient of 1 in 20, is

(A) 3.75 cm

(B) 0.375 cm

(C) 37.5 cm

(D) 2.75 cm

Answer: Option A

Question No. 371

From any point on the surface with a given inclination

(A) Only one contour gradient is possible

(B) Two contour gradients are possible

(C) Indefinite contour gradients are possible

(D) All of the above

Answer: Option C

Question No. 372

In a precision traverse, included angles are measured by setting the vernier

(A) To read zero exactly on back station

(B) To read 5° exactly on back station

(C) Somewhere near zero and reading both verniers on back station

(D) All the above

Answer: Option C

Question No. 373

A dumpy level was set up at the midpoint between two pegs A and B, 50 m apart and the staff readings at 'A' and 'B' were 1.22 and 1.06. With the level set up at 'A', the readings at 'A' and 'B' were 1.55 and 1.37. The collimation error per 100 m length of sight is

(A) 0.02 m inclined upwards

(B) 0.04 m inclined downwards

(C) 0.04 m inclined upward

(D) None of these

Answer: Option B

Question No. 374

The zero of the graduated circle of a prismatic compass is located at

- (A) North end
- (B) East end
- (C) South end
- (D) West end

Answer: Option C

Question No. 375

Horizontal distances obtained tacheometrically are corrected for

- (A) Slope correction
- (B) Temperature correction
- (C) Refraction and curvature correction
- (D) All the above

Answer: Option C

Question No. 376

Pick up the correct statement from the following:

- (A) The power of a lens is the reciprocal of its focal length
- (B) The unit of power of the lens is Diopter
- (C) The power of two or more thin lenses in contact is the power of the combination of the lenses
- (D) All the above

Answer: Option D

Question No. 377

Pick up the correct statement from the following:

- (A) A level surface is perpendicular at all points to the direction of gravity
- (B) A level line lies in level surface
- (C) A horizontal surface is normal to the direction of gravity at only one point
- (D) All the above

Answer: Option D

Question No. 378

Designation of a curve is made by:

- (A) Angle subtended by a chord of any length
- (B) Angle subtended by an arc of specified length
- (C) Radius of the curve
- (D) Curvature of the curve

Answer: Option C

Question No. 379

In chain surveying tie lines are primarily provided

- (A) To check the accuracy of the survey
- (B) To take offsets for detail survey

- (C) To avoid long offsets from chain lines
- (D) To increase the number of chain lines

Answer: Option C

Question No. 380

The minimum range for sliding the focusing lens in the internal focusing telescope for focusing at all distances beyond 4 m is

- (A) 5 mm
- (B) 10 mm
- (C) 15 mm
- (D) 20 mm

Answer: Option D

Question No. 381

An internal focussing type surveying telescope, may be focussed by the movement of

- (A) Objective glass of the telescope
- (B) Convex-lens in the telescope
- (C) Concave lens in the telescope
- (D) Plano-convex lens in the telescope

Answer: Option C

Question No. 382

True meridians are generally preferred to magnetic meridians because

- (A) These converge to a point
- (B) These change due to change in time
- (C) These remain constant
- (D) None of these

Answer: Option C

Question No. 383

The total change in level along the line is equal to total back sights

- (A) Minus total fore sights
- (B) The total rises minus total falls
- (C) The reduced level of last point minus reduced level of the first point
- (D) All the above

Answer: Option D

Question No. 384

The magnetic bearing of a line is 32° and the magnetic declination is $10^\circ 15' W$. The true bearing is

- (A) $21^\circ 45'$
- (B) $42^\circ 15'$
- (C) $42^\circ 15' W$
- (D) $21^\circ 45' W$

Answer: Option A

Question No. 385

If the angular measurements of a traverse are more precise than its linear measurements, balancing of the traverse, is done by

- (A) Bowditch's rule
- (B) Transit rule
- (C) Empirical rule
- (D) All of the above

Answer: Option B

Question No. 386

While measuring with a metallic tape of 30 m length pull should be applied

- (A) 1 kg
- (B) 2 kg
- (C) 3 kg
- (D) 4 kg

Answer: Option C

Question No. 387

If a linear traverse follows a sharp curve round a large lake where it is difficult to have long legs, the accuracy of the traverse may be improved by

- (A) Taking short legs
- (B) Making repeated observations of angular and linear measurements
- (C) Making a subsidiary traverse to determine the length of a long leg
- (D) All the above

Answer: Option C

Question No. 388

Pick up the correct specification of Ramsden eyepiece from the following:

- (A) It consists of two equal plano convex lenses
- (B) The curved surfaces of Plano-convex lenses face each other
- (C) The distance between the diaphragm and the front lens of the eyepiece is kept equal to $\frac{1}{4}$ th of the focal length of a lens so that rays from a point on the diaphragm enter the eye as a parallel beam
- (D) All the above

Answer: Option D

Question No. 389

The method of finding out the difference in elevation between two points for eliminating the effect of curvature and refraction, is

- (A) Reciprocal levelling
- (B) Precise levelling
- (C) Differential levelling
- (D) Flying levelling

Answer: Option A

Question No. 390

Diaphragm of a surveying telescope is held inside

- (A) Eye-piece
- (B) Objective
- (C) Telescope tube at its mid point
- (D) Telescope at the end nearer the eye-piece

Answer: Option D

Question No. 391

Closed contours of decreasing values towards their centre, represent

- (A) A hill
- (B) A depression
- (C) A saddle or pass
- (D) A river bed

Answer: Option B

Question No. 392

If whole circle bearing of a line is 120° , its reduced bearing is

- (A) *S 20° E*
- (B) *S 60° E*
- (C) *N 120° E*
- (D) *N 60° E*

Answer: Option B

Question No. 393

For locating a distant object visible from two transit stations, the method usually preferred to, is

- (A) Angles and distances from transit stations
- (B) Angles from two transit stations
- (C) Distance from two transit stations
- (D) Angle from one transit station and distance from the other

Answer: Option B

Question No. 394

Accuracy of 'fix' by two point problem, is

- (A) Bad
- (B) Good
- (C) Not reliable
- (D) Unique

Answer: Option C

Question No. 395

Pantograph is used for

- (A) Measuring distances
- (B) Measuring areas
- (C) Enlarging or reducing plans

(D) Setting out right angles

Answer: Option C

Question No. 396

A tape of length ' l ' and weight ' W ' kg/m is suspended at its ends with a pull of ' P ' kg, the sag correction is

(A) $l^3W^2/24P^2$

(B) $l^2W^3/24P^2$

(C) $l^2W^2/24P^3$

(D) $lW^2/24P$

Answer: Option A

Question No. 397

Contour lines of different elevations can unite to form one line, only in the case of

(A) A vertical cliff

(B) A saddle

(C) A water shed line

(D) A hill top

Answer: Option A

Question No. 398

The sag of 50 m tape weighing 4 kg under 5 kg tension is roughly

(A) 0.043 m

(B) 0.053 m

(C) 0.063 m

(D) 0.083 m

Answer: Option D

Question No. 399

If the length of a transition curve to be introduced between a straight and a circular curve of radius 500 m is 90 m, the maximum perpendicular offset for the transition curve, is

(A) 0.70 m

(B) 1.70 m

(C) 2.70 m

(D) 3.70 m

Answer: Option C

Question No. 400

The longitudinal section of the surface of bubble tube is

(A) Straight

(B) Circular

(C) Parabolic

(D) Elliptic

Answer: Option B

Question No. 401

A traverse deflection angle is

- (A) Less than 90°
- (B) More than 90° but less than 180°
- (C) The difference between the included angle and 180°
- (D) The difference between 360° and the included angle

Answer: Option C

Question No. 402

The least count of a Vernier scale is

- (A) Sum of the smallest divisions of main and Vernier scales
- (B) Value of one division of the primary scale divided by total number of divisions of Vernier scale
- (C) Value of one division of Vernier scale divided by total number of divisions of primary scale
- (D) None of these

Answer: Option B

Question No. 403

The tangent to the liquid surface in a level tube, is parallel to the axis of the level tube at

- (A) Every point of the bubble
- (B) Either end of the bubble
- (C) The mid-point of the bubble
- (D) No where

Answer: Option C

Question No. 404

The slope correction may be ignored if

- (A) The slope of the ground is less than 3°
- (B) To slope of the ground is say 1 in 19
- (C) Both (a) and (b)
- (D) Neither (a) nor (b)

Answer: Option C

Question No. 405

The whole circle bearing of a line is 290° . Its reduced bearing is

- (A) $N 20^\circ E$
- (B) $N 20^\circ W$
- (C) $N 70^\circ W$
- (D) $S 70^\circ E$

Answer: Option C

Question No. 406

The horizontal angle between true meridian and magnetic meridian, is known

- (A) Bearing
- (B) Magnetic declination

- (C) Dip
 - (D) Convergence
- Answer: Option B

Question No. 407

The 'fix' of a plane table station with three known points, is bad if the plane table station lies

- (A) In the great triangle
- (B) Outside the great triangle
- (C) On the circumference of the circumscribing circle
- (D) None of these

Answer: Option C

Question No. 408

One of the tacheometric constants is additive, the other constant, is

- (A) Subtractive constant
- (B) Multiplying constant
- (C) Dividing constant
- (D) Indicative constant

Answer: Option B

Question No. 409

The probable error of the adjusted bearing at the middle is

- (A) $\frac{1}{2} r \sqrt{n}$
- (B) $\frac{1}{3} r \sqrt{n}$
- (C) $\frac{1}{4} r \sqrt{n}$
- (D) $\frac{1}{5} r \sqrt{n}$

Answer: Option A

Question No. 410

If the radius of a simple curve is R , the length of the chord for calculating offsets by the method of chords produced, should not exceed.

- (A) $R/10$
- (B) $R/15$
- (C) $R/20$
- (D) $R/25$

Answer: Option C

Question No. 411

For setting out a simple curve, using two theodolites.

- (A) Offsets from tangents are required
- (B) Offsets from chord produced are required
- (C) Offsets from long chord are required
- (D) None of these

Answer: Option D

Question No. 412

Centering error of a theodolite produces an error

- (A) In all angles equally
- (B) Which does not vary with the direction or pointing
- (C) Which varies with the direction of pointing and inversely with the length of sight
- (D) None of these

Answer: Option C

Question No. 413

If the area calculated from the plan plotted with measurements by an erroneous chain, accurate area of the plan is

- (A) Measured area \times (Length of chain used/Nominal chain length)
- (B) Measured area \times (Nominal chain length/ Length of chain used)
- (C) Measured area \times (Nominal chain length/ Length of chain used)²
- (D) Measured area \times (Length of chain used/Nominal chain length)²

Answer: Option D